

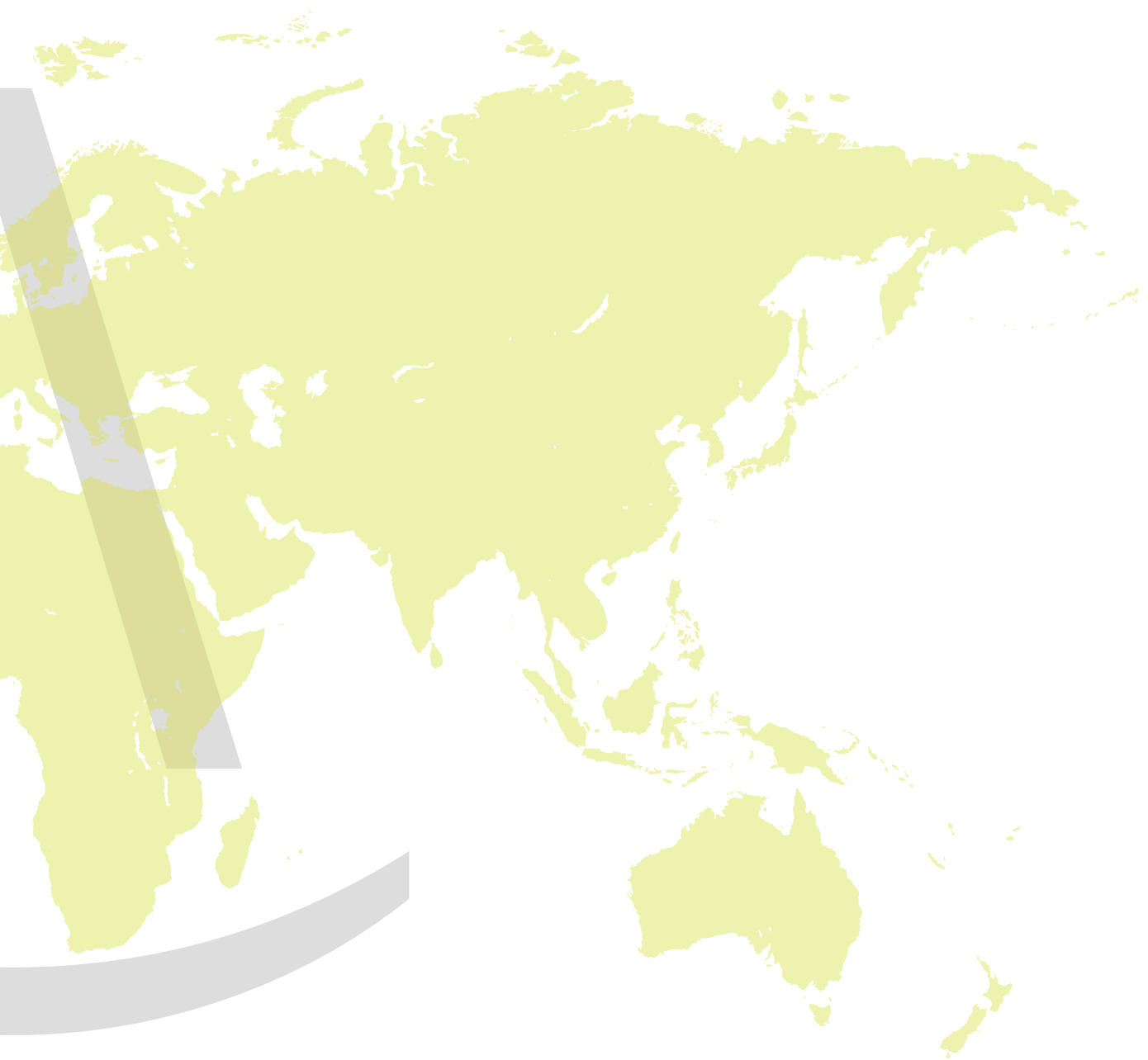
mAntra

Técnico

# MANTRA EN EL MUNDO



# MANTRA AROUND THE WORLD





David Villalba

EN\_

Mantra works with a very diverse team of freelance designers, specialized in different branches of design.

They are a group of highly qualified professionals experience in the lighting sector, who contribute with original solutions in the development of new concepts; they also participate actively in the whole product development process, from the initial draft to the lasted finishing details

This wide variety of styles that our designers offer have a direct impact on our catalogues, which are made up of ideas that are adapted to any type of lighting need.

Besides, we take pride in having a great relationship with them, which goes beyond the professional link. We truly rely on their capability and work methods, which have provided, such innovative and stylish collections so far.



José Ignacio Ballester

FR\_

Mantra collabore avec une équipe de dessinateurs externes très diverse, spécialisés dans différentes branches dans le monde du design.

Des professionnels avec une grande expérience dans le secteur de l'illumination, qui apportent des solutions innovatrices au développement de nouveaux concepts, et participent dans tous les processus de fabrication du produit, depuis le brouillon jusqu'à la conception du produit final.

Cette grande variété de styles influence directement notre catalogue, qui est composé de solutions qui s'adaptent à tous les styles ou besoins dans le monde de l'illumination.

Notre relation avec l'équipe de designers va plus loin que le contact professionnel, nous avons confiance sur leur savoir-faire, et leur méthodes de travail qui nous apporte fraîcheur et innovation, pour chacune de nos collections.

JW design



Carlos Santolaria



Wilfried Buelacher



Jackie Luo



Santiago Sevillano

ITL\_

Mantra collabora con un team di designer esterni molto diversi, specializzati in varie branche nel mondo del design.

Professionisti con esperienza nel settore dell'illuminazione che forniscono soluzioni innovative nello sviluppo di nuovi concetti, partecipando a tutti i processi di sviluppo del prodotto, dallo schizzo iniziale alla concezione del prodotto finale.

Questa ampia varietà di stili che ci offre influisce direttamente sul nostro catalogo, che è composto da soluzioni che si adattano a qualsiasi tipo di stile o esigenza nel mondo dell'illuminazione.

Il nostro trattamento con i designer va oltre un semplice trattamento professionale, confidiamo pienamente nel loro buon lavoro e nei loro metodi di lavoro che ci danno freschezza e innovazione in ciascuna delle nostre collezioni.



Hugo Tejada

ESP\_

Mantra collabora con un equipo de diseñadores externos muy diverso, especializados en diversas ramas dentro del mundo del diseño.

Profesionales con experiencia en el sector de la iluminación que aportan soluciones novedosas en el desarrollo de nuevos conceptos, participando en todos los procesos de desarrollo del producto, desde el boceto inicial hasta la concepción del producto final.

Esta gran variedad de estilos que nos ofrecen incide directamente en nuestro catálogo, el cual está compuesto por soluciones que se adaptan a cualquier tipo de estilo o necesidad dentro del mundo de la iluminación.

Nuestro trato con los diseñadores va más allá de un mero trato profesional, confiamos plenamente en su buen hacer y en sus métodos de trabajo que nos aporta frescura e innovación en cada una de nuestras colecciones.

# INTERIOR/INDOOR

## Aplique/Wall light



HANOK  
**16**



LUPPI  
**22**



KUBICK  
**26**



GOA  
**30**



EYES  
**32**



VENUS  
**34**



ERIS  
**38**



POLAR  
**44**



DURBAN  
**48**



MORNE  
**52**



ASIMETRIC  
**54**



ZANZIBAR  
**56**



FUERTEVENTURA  
**62**



TORCH  
**64**



SAL  
**68**



CAYMAN  
**72**



CABARETE  
**74**



BOAVISTA  
**76**



GOCOVA  
**78**



TARIFA  
**80**



PREA  
**82**



CAÍCOS  
**84**



BAHIA  
**86**



HABANA  
**88**



BORA BORA  
**92**



MURAL  
**98**



TAHITI  
**100**



TOJA  
**102**



MINI  
**104**



PARACURU  
**106**

## Plafón/Ceiling



KUBICK  
**108**



TORCH  
**110**



MURAL  
**112**



MINI  
**116**



ZERO E27  
**120**



CUMBUCO  
**122**



SAONA SUPERFICIE  
**128**

## Pie de salón/Floor Sobremesa/Table lamp



EYES  
**150**



SAL  
**148**



TORCH  
**152**



MURAL  
**147**



EYES  
**132**



SAL  
**134**



TORCH  
**136**



TORCH  
**144**



ZANZIBAR  
**138**



CERES  
**140**

## Colgante/Pendant



HANOK  
**154**



PAGODA  
**164**



ORION  
**168**



ANTARES  
**178**



TORCH  
**188**



ARUBA  
**190**



CUMBUCO  
**123**

## Foco superficie-regleta/Spot light



GLACIAR  
**192**



IOS  
**194**



SAL  
**196**



GOWER  
**200**



ARUBA  
**202**



KAILUA  
**208**



COLUMBRETES  
**206**

## Tiras Led/ Led strips



TIRAS LED  
**278**



PERFILES  
**282**



DRIVERS  
**285**



SISTEMAS CONTROL  
**288**



## Foco carril trifásico/Triphasic rail spot



ÍPSILON  
**210**



PAGODA  
**214**



ARUBA  
**218**



SAL  
**220**



FIJI  
**222**



CARRILES  
**229**

## Campanas LED/Ufo bays LED



150W 4000K  
**294**



200W 4000K  
**298**



150W 5000K  
**296**



200W 5000K  
**300**

## Empotrable/Recessed



ATLANTIS  
**276**



BÁSICO GU10  
**258**



BRANDON  
**266**



CABRERA  
**246**



CONFORT GU10  
**263**



CONFORT IP  
**278**



FORMENTERA  
**240**



GARDA  
**238**



CHUINCHO GU10  
**234**



CHUINCHO  
**230**



NEPTUNO  
**236**



LAMBORJINI  
**268**



METACRILATO  
**272**



SAONA  
**252**



MEDANO  
**250**



GRACIOSA  
**274**

# EXTERIOR/OUTDOOR

## Aplique/Wall light



CYCLE  
**302**



POLINESIA  
**304**



MAYA  
**306**



RUKA  
**308**



MERIBEL  
**310**



TEJA  
**314**



VOLCANO  
**316**



IGUAZÚ  
**318**



EVEREST  
**322**



KANDANCHÚ  
**324**



DAVOS  
**328**



DAVOS XL  
**332**

## Aplique/Wall light



TRIAx  
**336**



SOCHI  
**338**



BORA  
**340**



ARCS  
**342**



JACKSON  
**343**



UTAH  
**344**



MERIBEL  
**346**



SOLDEN  
**348**



ALPINE  
**350**



CHAMONIX  
**352**



TAOS  
**354**




LEVI  
**356**

## Plafón exterior/Ceiling outdoor



MAYA  
**358**



VERBIEL  
**360**



CHAMONIX  
**362**



BACHELOR  
**364**



LEVI  
**366**

## Colgantes exterior/*Pendant outdoor*



POLINESIA  
**414**



AVORIAZ  
426



KINKÉ  
**418**



MAYA  
**424**

## Baliza/*Bollard outdoor*



CHEVALIER  
**380**



EVEREST  
**406**



RUKA  
**408**



TAOS  
**410**

## Señalizadores/*Step wall lights*



ASPEN  
**432**



BAKER  
**428**

**Lámpara suelo & portátil exterior/***Ground lamps & portable outdoor*



POLINESIA

**268**



KLAPPEN

**370**



K3

**372**



ASTÚN

**374**



K2

**376**



SAPPORO

**382**

**Sobremuro exterior/***Overwall outdoor*



FLAME

**386**



EVEREST

**404**



MAYA

**400**



RUKA

**123**



MERIBEL

**402**



MERIBEL

**378**

**Lámpara de pie/***Floor lamp outdoor*



POLINESIA

**390**



ESPIGA

**392**



FLAME

**398**



K2

**384**



AVORIAZ

**388**

# INTERIOR/INDOOR

## Aplique-Wall light

HANOK	16
LUPPI	22
KUBICK	26
GOA	30
EYES	32
VENUS	34
ERIS	38
POLAR	44
DURBAN	48
MORNE	52
ASIMETRIC	54
ZANZIBAR	56
FUERTEVENTURA	62
TORCH	64
SAL	68
CAYMAN	72
CABARET	74
BOAVISTA	76
GOKOVA	78
TARIFA	80
PREA	82
CAÏCOS	84
BAHIA	86
BAHIA/HABANA	90
BORA BORA	92
MURAL	98
TAHITI	100
TOJA	102
MINI	104
PARACURU	106

## Plafón-Ceiling lamp

KUBICK	108
TORCH	110
MURAL	112
MINI	116
ZERO E27	120
CUMBUCO	122
SAONA SUPERFICIE	128

## Sobremesa-Table lamp

EYES	132
SAL	134
TORCH	136
ZANZIBAR	138
CERES	140
MURAL	144

## Pie de Salón-Floor lamp

MURAL	145
SAL	148
EYES	150
TORCH	152

## Lámpara lineal-Linear lamp

HANOK	154
-------	-----

## Lámpara-Pendant lamp

PAGODA	164
--------	-----

## Lámparas de techo-Pendant Lamp

ORION	168
ANTARES	178

## Colgante-Pendant lamp

TORCH	188
ARUBA	190

## Foco Superficie-Spotlight

GLACIAR	192
---------	-----

## Foco Superficie/Aplique-Spot/ Wall Lamp

IOS	194
-----	-----

## Regleta-Spot Light

SAL	196
GOWER	200
ARUBA	202

COLUMBRETES	206
-------------	-----

KAILUA	208
--------	-----

## Foco carril trifásico-Triphasic rail spot

ÍPSILON	210
---------	-----

PAGODA	214
--------	-----

ARUBA	218
-------	-----

SAL	220
-----	-----

FIJI	222
------	-----

CARRÍL	228
--------	-----

## Empotrable-Recessed

GUINCHO	230
---------	-----

GUINCHO GU10	234
--------------	-----

NEPTUNO	236
---------	-----

GARDA	238
-------	-----

FORMENTERA	242
------------	-----

CABRERA	248
---------	-----

MEDANO	250
--------	-----

SAONA	252
-------	-----

BÁSICO GU10	258
-------------	-----

COMFORT GU10	262
--------------	-----

BRANDON	266
---------	-----

LAMBORJINI	268
------------	-----

METACRILATO	272
-------------	-----

GRACIOSA	274
----------	-----

ATLANTIS	276
----------	-----

COMFORT IP	277
------------	-----

TIRAS	278
-------	-----

ALIMENTADORES	285
---------------	-----

SISTEMAS	288
----------	-----

URANO	294
-------	-----

# EXTERIOR/OUTDOOR

## Aplique exterior-Outdoor wall lamp

CYCLE	302
POLINESIA	304
MAYA	306
RUKA	308
MERIBEL	310
TEJA	314
VOLCANO	316
IGUAZÚ	318
EVEREST	322
KANDANCHU	324
DAVOS	328
DAVOS XL	332
TRIAx	336
SOCHI	338
BORA	340
ARCS	342
JACKSON	343
UTAH	344
MERIBEL	346
SOLDEN	348
ALPINE	350
CHAMONIX	352
TAOS	354
LEVI	356
MAYA	358
VERBIER	360
CHAMONIX	362
BACHELOR	364
LEVI	366

## Plafón exterior Outdoor ceiling lamp

## Sobremesa exterior Outdoor table lamp

## Sobremuro-overwall Balizas -OverWall

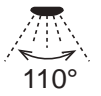
## Pie De Salón exterior Outdoor floor lamp

## Sobremuro-Overwall

## Colgante-Pendant

## Señalizador-step wall

POLINESIA	368
KLAPPEN	370
K3	372
ASTÚN	374
K2	376
SAPPORO	382
MERIBEL	378
CHEVALIER	380
EVEREST	406
RUKA	408
TAOS	410
POLINESIA	390
ESPIGA	392
K2	384
FLAME	398
MAYA	400
MERIBEL	402
EVEREST	404
RUKA	408
TAOS	410
FLAME	386
MERIBEL	378
POLINESIA	414
KINKÉ	418
MAYA	424
AVORIAZ	426
BAKER	428
ASPEN	432



**7774 Blanco-White**  
LED 14W 3000K 950lm

**7776 Negro-Black**  
LED 14W 3000K 950lm

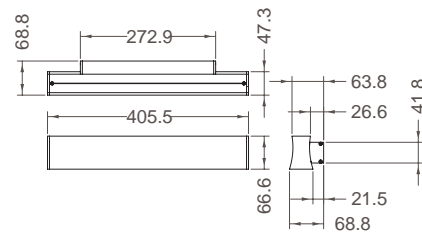
**7775 Blanco-White**  
LED 14W 4000K 1000lm

**7777 Negro-Black**  
LED 14W 4000K 1000lm



7546  
pág. 154

7548  
pág. 160



110°



LED life / LED vida  
50.000 h



ON / OFF  
30.000



garantía, manfracc. 5 años  
WARRANTY  
GARANTIA  
LED




LED  
INCLUDED



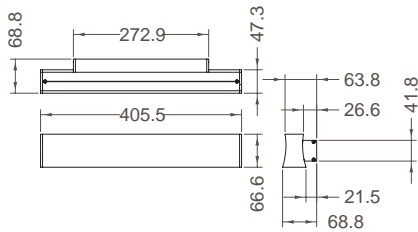
IP20







7778 Arena-Sabbia  
LED 14W 3000K 950lm



7569  
pág. 158





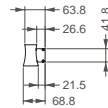
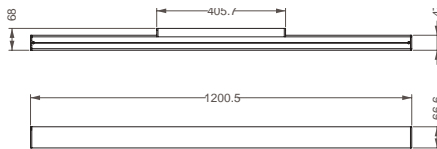


**7770 Blanco-White**  
LED 38W 3000K 2850lm

**7772 Negro-Black**  
LED 38W 3000K 2850lm

**7771 Blanco-White**  
LED 38W 4000K 3000lm

**7773 Negro-Black**  
LED 38W 4000K 3000lm




7546  
pág. 154

7548  
pág. 160

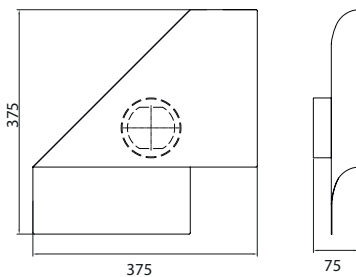
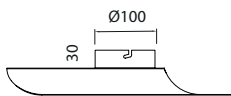





**7694 Negro-Black**  
1L x GX53 (No incl)



**7693 Blanco-White**  
1L x GX53 (No incl)



Bombillas Recomendadas/ Suggested Bulbs  
R09224 R09225 R09248 R09249

9W 9W 12W 12W

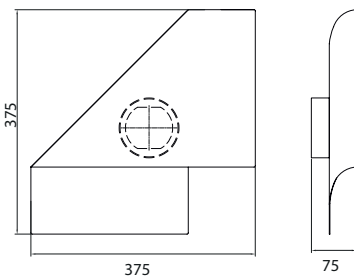
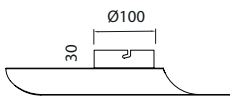



Metal-Metal 100-240V~ 50/60Hz GX53 máx. 15WLED (No incl)

LUPPI



**7695 Arena-Sabbia**  
1L x GX53 (No incl)



Bombillas Recomendadas/ Suggested Bulbs  
R09224 R09225 R09248 R09249

9W 9W 12W 12W



Metal-Metal 100-240V~ 50/60Hz GX53 máx. 15WLED (No incl)



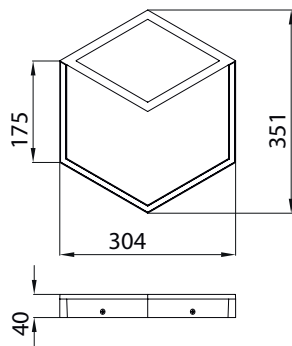
LUPPI





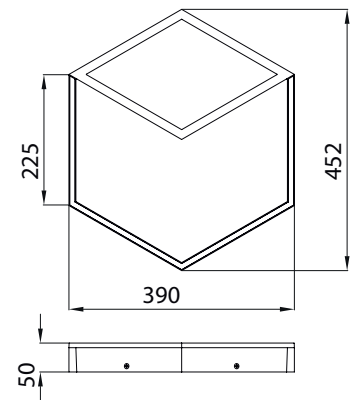
**7590 Blanco-White**  
LED 26W 3000K 1630lm

**7591 Blanco-White**  
LED 26W 3000K 1630lm  
Dimmable



**7594 Blanco-White**  
LED 33,5W 3000K 1870lm

**7595 Blanco-White**  
LED 33,5W 3000K 1870lm  
Dimmable

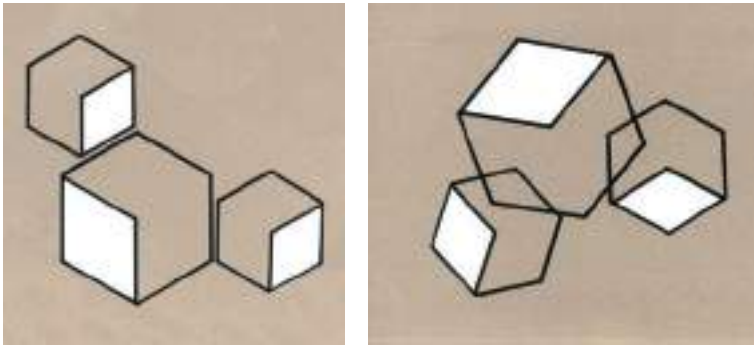


7762  
pág. 108



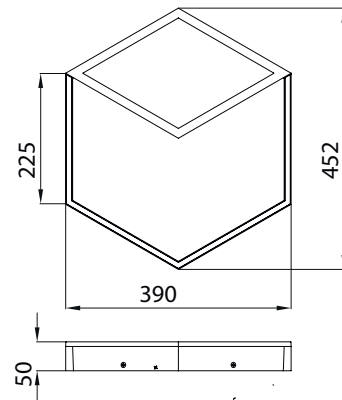
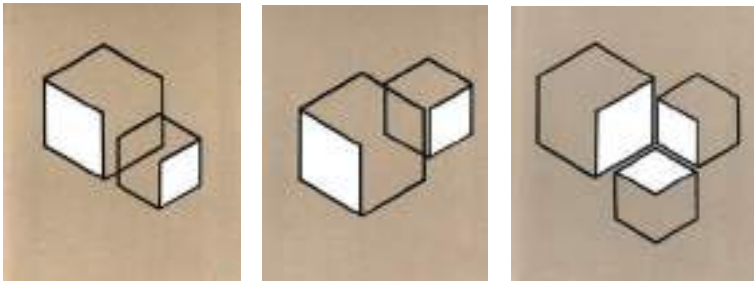
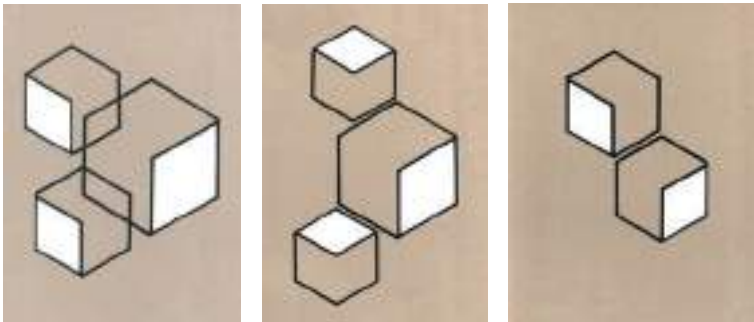


# KUBICK



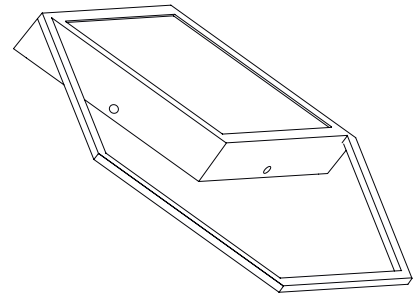
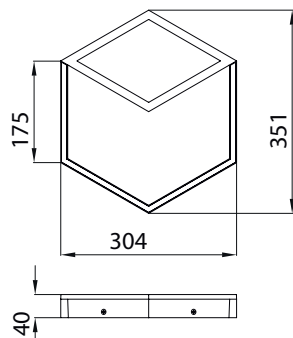
**7596 Negro-Black**  
LED 33,5W 3000K 1870lm

**7597 Negro-Black**  
LED 33,5W 3000K 1870lm  
Dimmable



**7592 Negro-Black**  
LED 26W 3000K 1630lm

**7593 Negro-Black**  
LED 26W 3000K 1630lm  
Dimmable



7762  
pág. 108





**7720 Blanco-White**

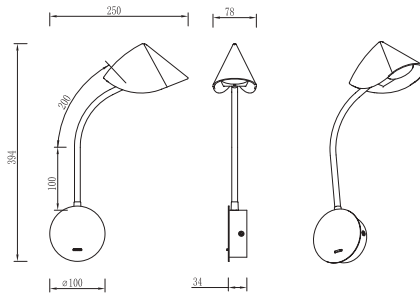
LED 7.5W 660lm

Con interruptor-With switch

**7721 Negro-black**

LED 7.5W 660 m

Con interruptor-With switch





FILM STYLE  
DE STYLE  
TADOSH  
TADOSH

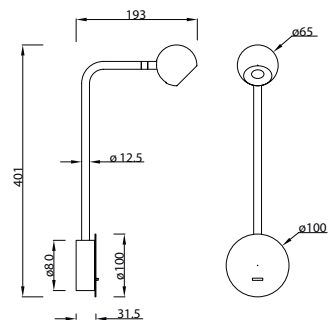
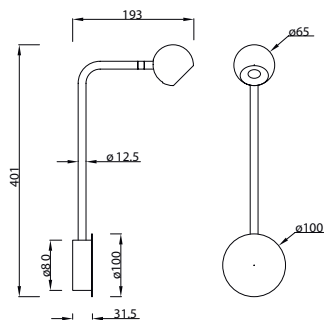


# EYES

3000K

**7513** Negro arena-Sand *black*  
 LED 6W 390lm  
 Sin interruptor-No switch

**7514** Negro arena-Sand *black*  
 LED 6W 390lm  
 Con interruptor-With switch



7510  
pág. 132



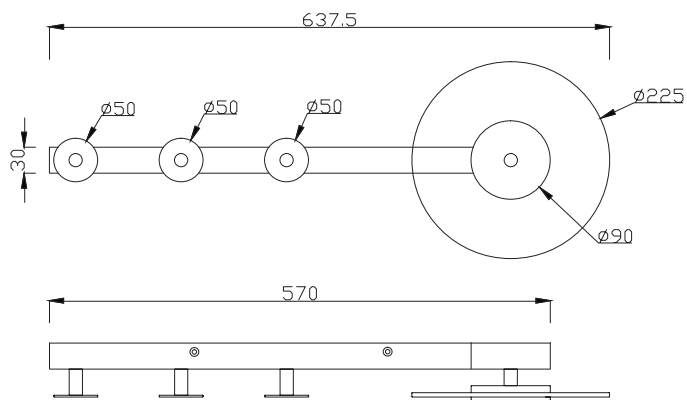

Aluminio-Aluminium 100-240V~ 50/60Hz CRI: > 80



EYES



**7293 Negro-Black**  
LED 6W 490lm

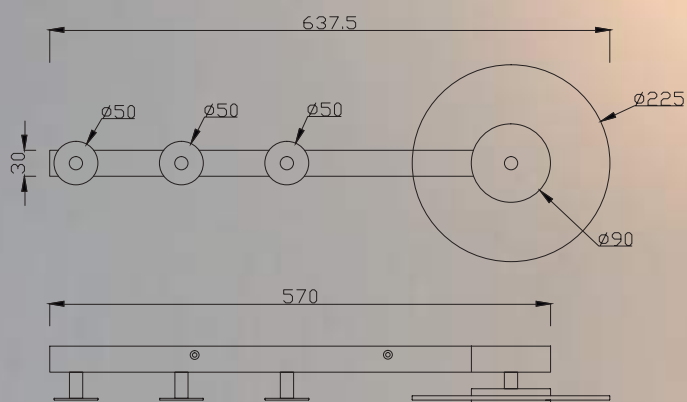



Aluminio/acrílico-Aluminium/acrylic 220-240V~ 50/60Hz CRI>80

VENUS  
3000K



7292 Blanco-White  
LED 6W 490lm



Aluminio/acrílico-Aluminium/acrylic 220-240V~ 50/60Hz CRI> 80

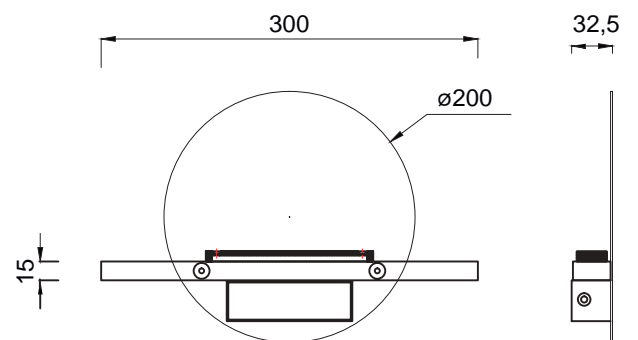
VENUS  
3000K





**7296** Blanco-White  
LED 8W 640lm


**7297** Negro-Black  
LED 8W 640lm



ERIS  
3000K

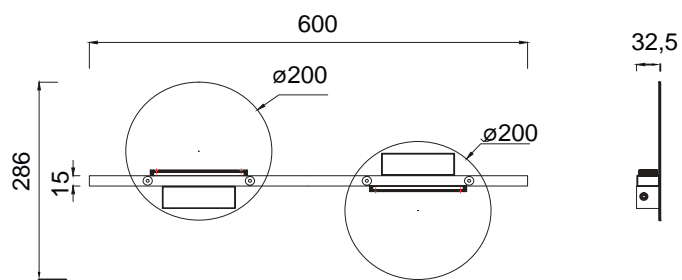



ERIS



**7299 Negro-Black**  
LED 16 W 1280lm

**7298 Blanco-White**  
LED 16 W 1280lm





ERIS  
3000K

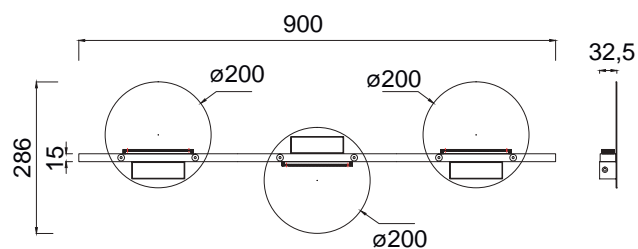



ERIS



**7300 Blanco-White**  
LED 24W 1920lm

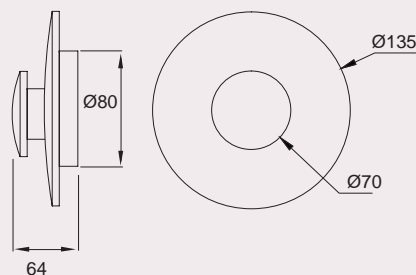
**7301 Negro-Black**  
LED 24W 1920lm



ERIS  
3000K



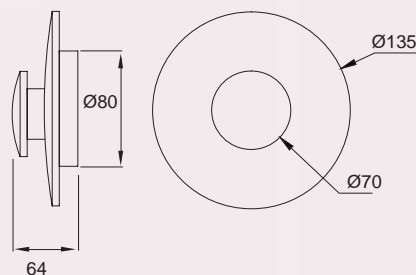
**7240** Blanco-White  
LED 6W 540lm



POLAR  
3000K



7241 Negro-Black  
LED 6W 540lm



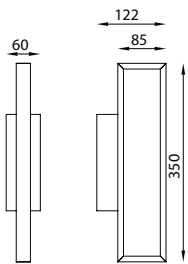
POLAR  
3000K



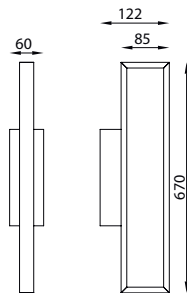
# DURBAN

3000K

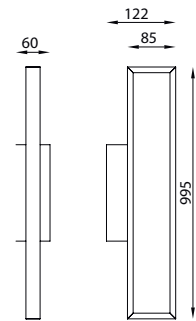
**7175 Negro-Black**  
LED 10W 780lm 100-250V



**7176 Negro-Black**  
LED 20W 1550lm 100-250V



**7177 Negro-Black**  
LED 30W 2300lm 220-240V





DURBAN  
3000K



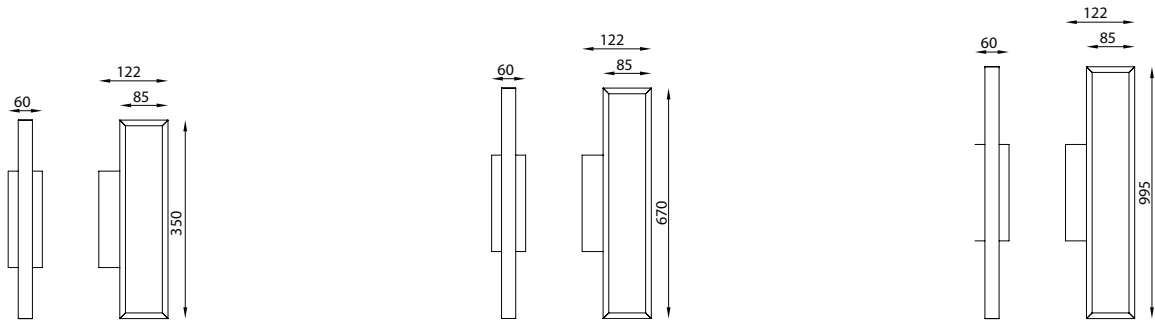
# DURBAN

3000K

**7197 Blanco-White**  
LED 10W 780lm 100-250V

**7198 Blanco-White**  
LED 20W 1550lm 100-250V

**7199 Blanco-White**  
LED 30W 2300lm 220-240V



DURBAN  
3000K



# MORNE

4000K

**7482** Negro-Black  
LED 12W 1080lm

**6760** Cromo-Chrome  
LED 12W 1080lm

**6763** Blanco-White  
LED 12W 1080lm

**7483** Negro-Black  
LED 16W 1440lm

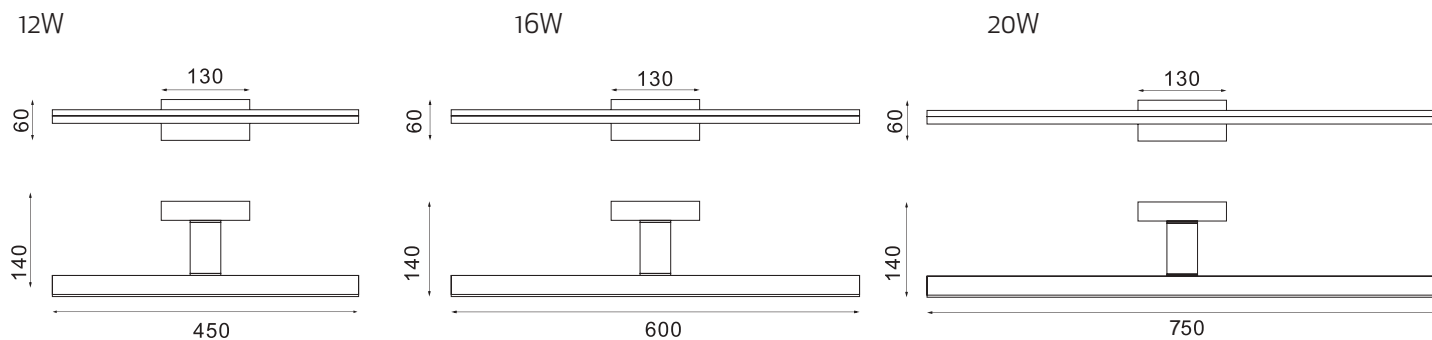
**6761** Cromo-Chrome  
LED 16W 1440lm

**7480** Blanco-White  
LED 16W 1440lm

**7484** Negro-Black  
LED 20W 1800lm

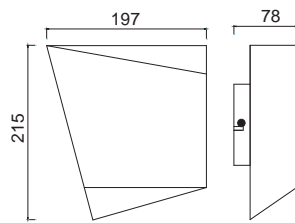

**6762** Cromo-Chrome  
LED 20W 1800lm

**7481** Blanco-White  
LED 20W 1800lm





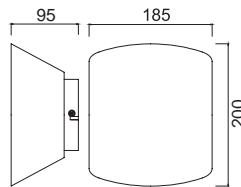
**6222 Negro-Black**  
1L x GX53



**6220 Blanco-White**  
1L x GX53



**6221 Blanco-White**  
1L x GX53



Bombillas Recomendadas/ Suggested Bulbs  
R09224 R09225 R09248 R09249

9W 9W 12W 12W



Metal-Metal 100-240V~ 50/60Hz máx. 12W LED

6220

ASIMETRIC



Registered OAMI 004721413-026

# ZANZIBAR

3000K

**6755 Negro Mate-Matt Black**  
LED 3W 210lm



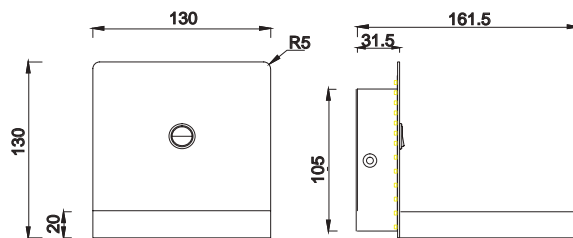
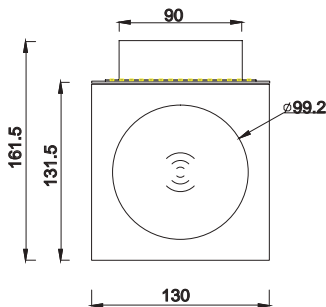
**6754 Blanco Mate-Matt White**  
LED 3W 210lm



\* Cargador De Inducción Teléfono-Cell Phone Induction Charger



LED 3W 210lm



6716  
pág. 138



Aluminio/Metal-Aluminium/Metal 100-240V~ 50/60Hz CRl: > 80





# ZANZIBAR

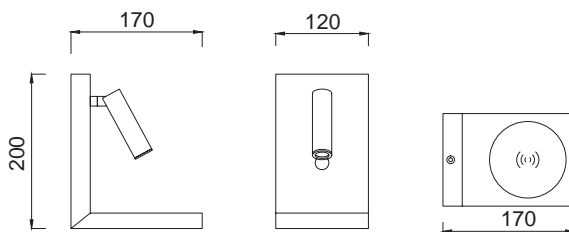
3000K

**6752 Negro Mate-Matt Black**  
LED 3W 210lm

**6750 Blanco Mate-Matt White**  
LED 3W 210lm



\* Cargador De Inducción Teléfono-Cell Phone Induction Charger



6716  
pág. 138





# ZANZIBAR

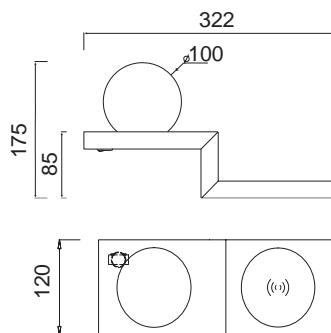
3000K

**6753 Negro Mate-Matt Black**  
LED 6W 470lm

**6751 Blanco Mate-Matt White**  
LED 6W 470lm



**\* Cargador De Inducción Teléfono-Cell Phone Induction Charger**



6716  
página 000



Aluminio/Metal-Aluminium/Metal 220-240V~ 50/60Hz CRI: > 80



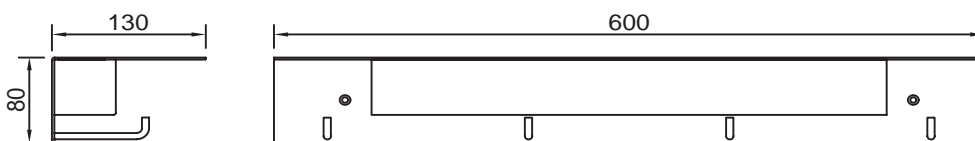
# FUERTEVENTURA

3000K

**6865** Blanco Mate-Matt White  
LED 9W 600lm



**6866** Negro Mate-Matt Black  
LED 9W 600lm



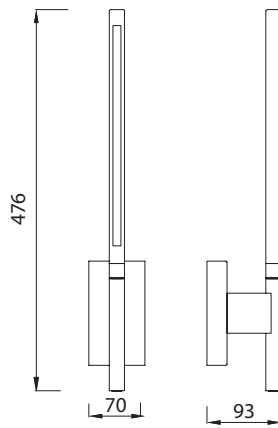


# TORCH

3000K

**6701 Negro Mate-Matt Black**  
LED 6W 410lm

**6700 Blanco Mate-Matt White**  
LED 6W 410lm




**360°**



6736  
pág. 152



6738  
pág. 136



6826  
pág. 188



6828  
pág. 110



Aluminio-Aluminium 220-240V~50/60Hz CRI:> 80



6703-6701

TORCH

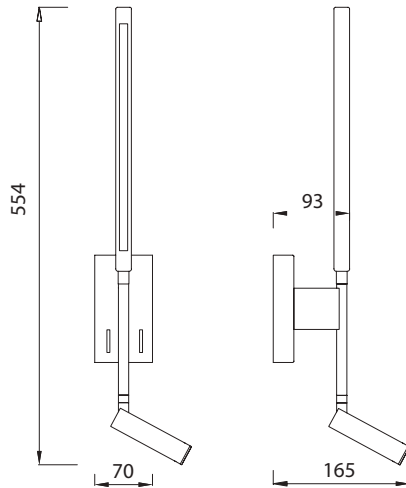


# TORCH

3000K

**6703** Negro Mate-Matt Black  
LED 3W+6W 410lm+210lm

**6702** Blanco Mate-Matt White  
LED 3W+6W 410lm+210lm



**360°**



6736  
pág. 152



6738  
pág. 136



6826  
pág. 188



6828  
pág. 110

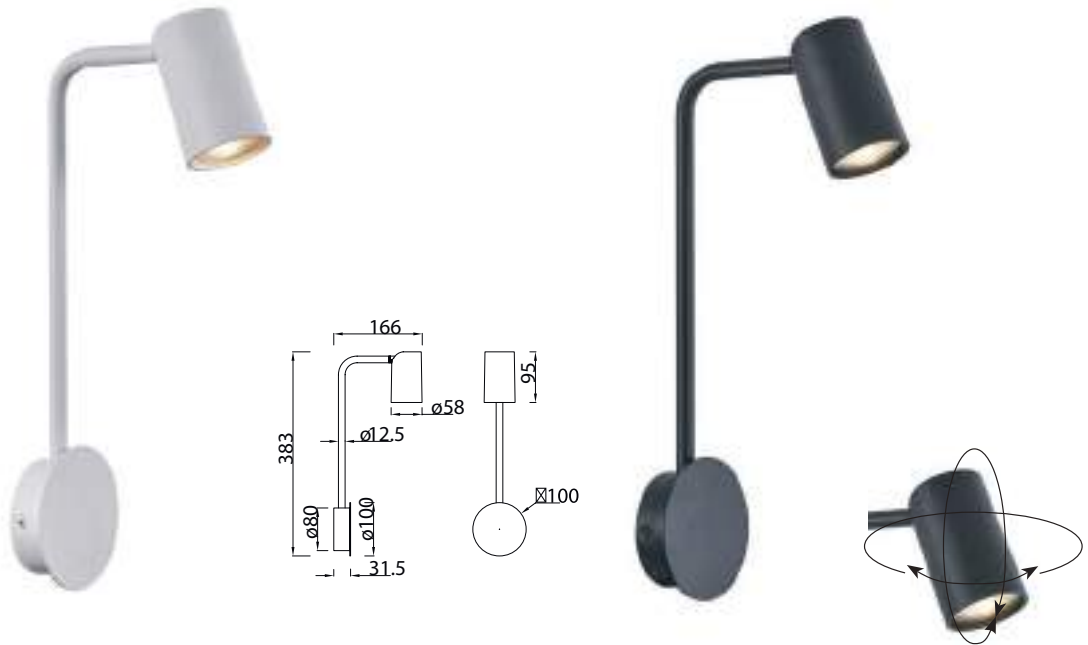


Aluminio-Aluminium 220-240V~ 50/60Hz CRI: > 80



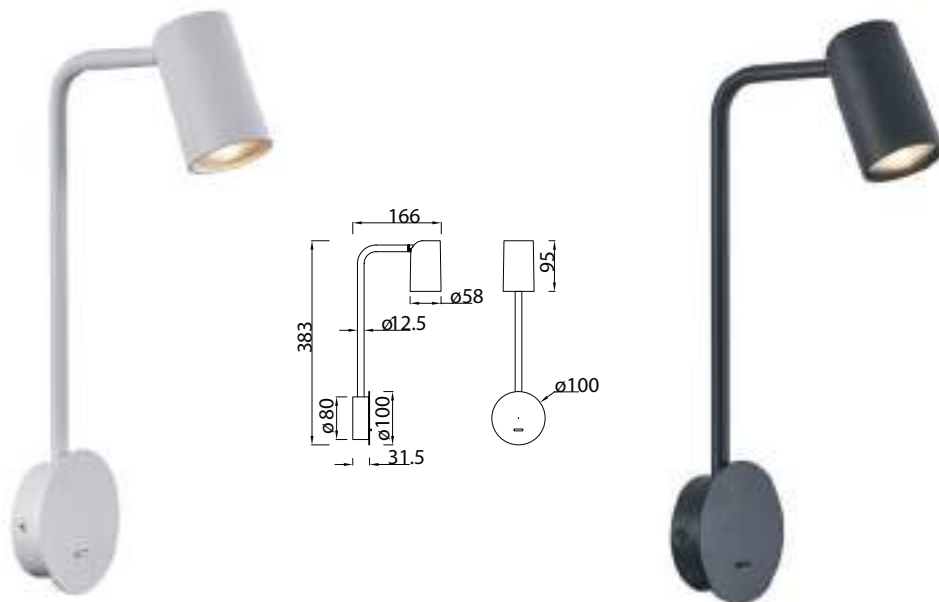
**7523** Blanco Mate-Matt White  
1L×GU10  
Sin interruptor-No switch

**7518** Negro Mate-Matt Black  
1L×GU10  
Sin interruptor-No switch



**7524** Blanco Mate-Matt White  
1L×GU10  
Con interruptor-With switch

**7519** Negro Mate-Matt Black  
1L×GU10  
Con interruptor-With switch



NOT INCLUDED





ErP  
COMPLIANT

RoHS  
compliant



6283  
pág. 70



6281  
pág. 196



6717  
pág. 220



7522  
pág. 148



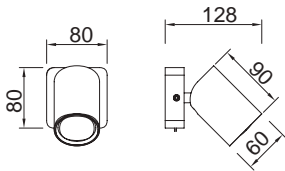
Bombillas Recomendadas/ Suggested Bulbs  
R09196 R09214 R09197



**6284** Blanco Mate-Matt White

1L×GU10

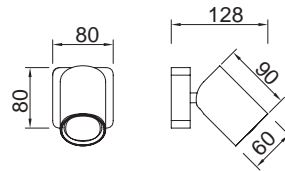
Con interruptor-With switch



**6283** Blanco Mate-Matt White

1L×GU10

Sin interruptor-No switch



**6714** Negro Mate-Matt Black

1L×GU10

Con interruptor-With switch



**6713** Negro Mate-Matt Black

1L×GU10

Sin interruptor-No switch



NOT INCLUDED





ErP  
COMPLIANT

RoHS  
compliant



6283  
pág. 70



6281  
pág. 196



6717  
pág. 220



7522  
pág. 148



Bombillas Recomendadas/ Suggested Bulbs  
R09196 R09214 R09197



# CAYMAN

3000K

Aplique-Wall light

**6080** Blanco Mate-Matt White  
LED 3W+6W 210+410lm



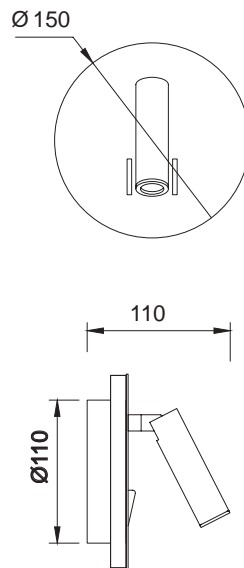
**6081** Satin-Satin  
LED 3W+6W 210+410lm



**6083** Negro Mate-Matt Black  
LED 3W+6W 210+410lm



**6082** Cuero-Antique Brass  
LED 3W+6W 210+410lm



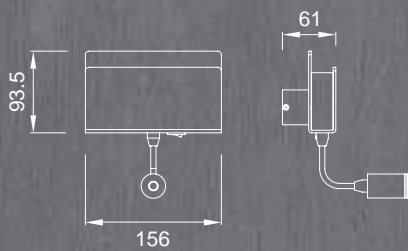




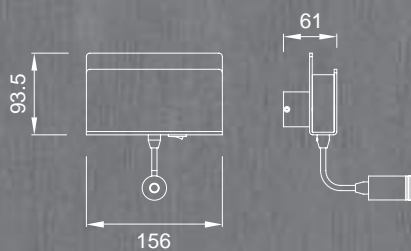
# CABARET

3000K

5715 Blanco-White  
LED 3+3 W 470lm



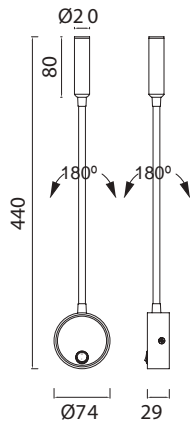
5714 Negro Mate-Matt Black  
LED 3+3 W 470lm



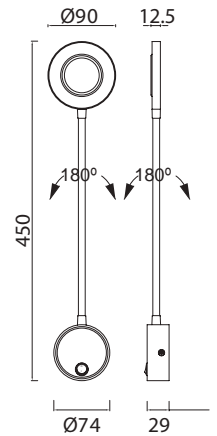
# BOAVISTA

3000K

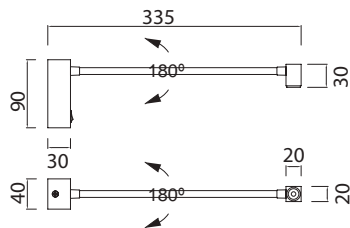
**6046 Blanco-White**  
LED 3W 185lm



**6050 Blanco-White**  
LED 5W 285lm



**6048 Blanco-White**  
LED 3W 185lm




**6051 Negro-Black**  
LED 5W 285lm



**6047 Negro-Black**  
LED 3W 185lm



**6049 Negro-Black**  
LED 3W 185lm




# GOKOVA

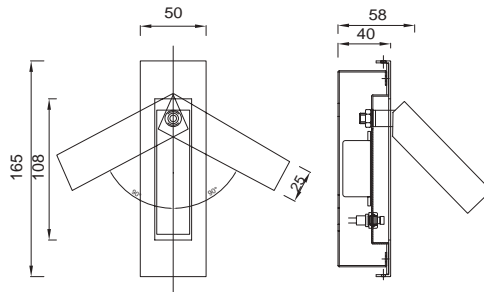
3000K

**6820** Blanco Arena-Sand White  
LED 3W 210lm

**6821** Negro Arena-Sand Black  
LED 3W 210lm



L 153 \* W 41 \* D 29 mm



Metal/Aluminio-Metal/Aluminium 100-240V~ 50/60Hz CRI: > 80



# TARIFA

3000K

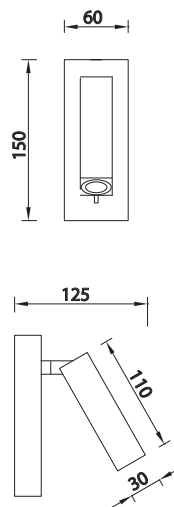
**6070 Blanco-White**  
LED 3W 210lm



**6071 Satin-Satin**  
LED 3W 210lm



**6072 Cuero-Antique Brass**  
LED 3W 210lm







# PREA

3000K

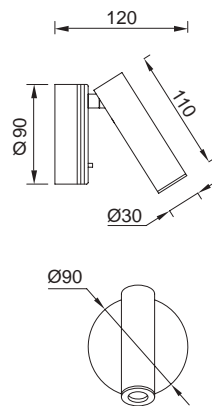
**6075 Blanco-White**  
LED 3W 210lm



**6076 Satin-Satin**  
LED 3W 210lm



**6077 Cuero-Antique Brass**  
LED 3W 210lm





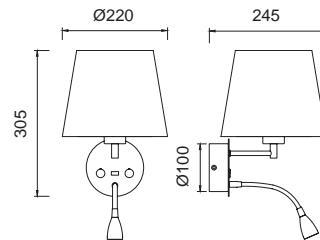
6091 Blanco-White



6092 Satin-Satin



6093 Cuero-Antique Brass



1L × E27 máx. 20W LED  
 3W LED 3000 K Lector / Reader  
 210lm  
 USB Cargador / Charger  
 Pantalla Blanca / White shade

**USB**  
 Output

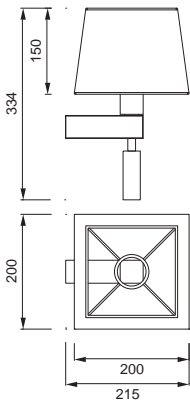




## 5233 Bronce-Bronze

1×E27 máx. 20W LED  
1× 3W LED 200lm 4000K

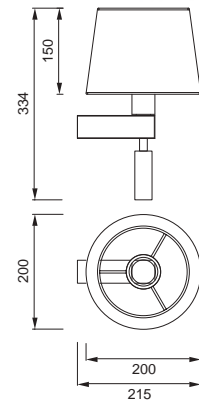
## 5240 Pantalla-Shade



## 5234 Niquel Satinado-Satin Nickel

1×E27 máx. 20W LED  
1× 3W LED 200lm 4000K

## 5237 Pantalla-Shade



Doble interruptor/Double switch



\*Seleccionar referencia producto + referencia pantalla / Select product reference + shade reference



Acero-Steel 220-240V~ 50/60Hz CRI: > 80

**5235** Bronce-Bronze

1×E27 máx. 20W LED

100-240V~50/60Hz

**5236** Niquel Satin-Satin Nickel

1×E27 máx. 20W LED

100-240V~50/60Hz

**5236** Niquel Satin-Satin Nickel

1×E27 máx. 20W LED

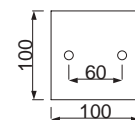
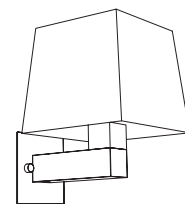
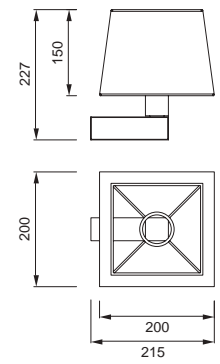
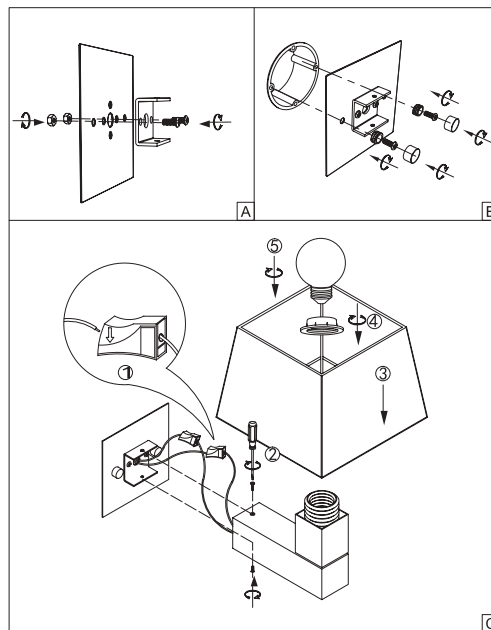
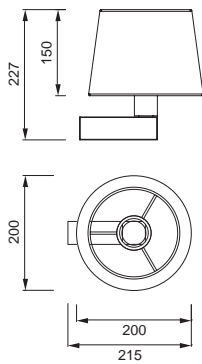
100-240V~50/60Hz

**5238** Pantalla-Shade

**5239** Pantalla-Shade

**5239** Pantalla-Shade

**5170** Plaque kit



Ref. Kit placa / Ref. plaque kitw	5171
Aplicación/Product	5235-5233
Color	Bronce / Bronze
Material	Metálico/Metal
Dimensiones/Dimensions (mm)	L100*H100

Ref. Kit placa / Ref. plaque kit	5170
Aplicación/Product	5236-5234
Color	Niquel satinado / Santin nickel
Material	Metálico/Metal
Dimensiones/Dimensions (mm)	L100*H100

## 5316 Blanco Cromo-White Chrome

1×E27 máx. 20W LED  
1× 3W LED 200lm 4000K

## 5237 Pantalla-Shade



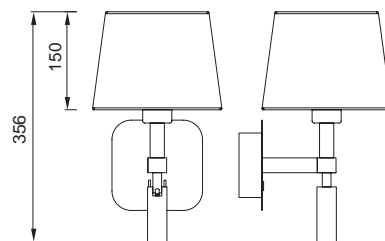
## 5317 Negro Cromo-Black Chrome

1×E27 máx. 20W LED  
1× 3W LED 200lm 4000K

## 5238 Pantalla-Shade



Doble interruptor/Double switch



\*Seleccionar referencia producto + referencia pantalla / Select product reference + shade reference



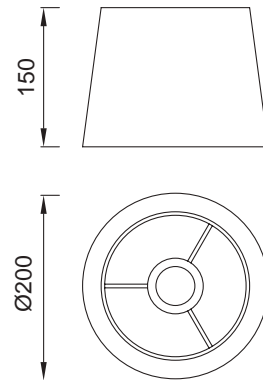
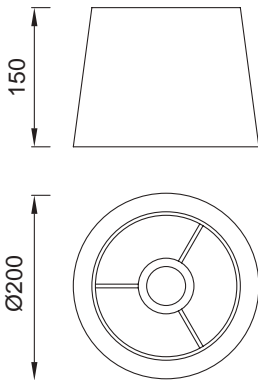
Metal-Metal 220-240V~ 50/60Hz CRI: > 80





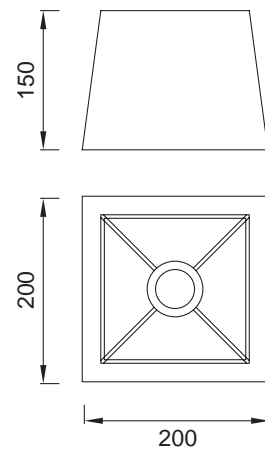
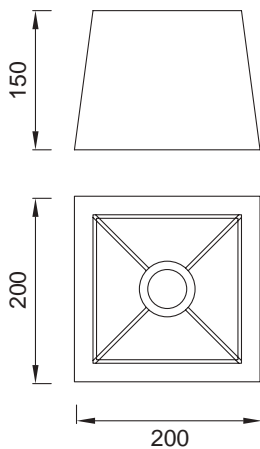
## PANTALLAS PARA APLIQUE / SHADES FOR WALL LAMP

Ref. Pantallas / Ref. Shade	5237	5238
Aplicación/Product	Aplique/Wall lamp	Aplique/Wall lamp
Color	Blanco/White	Negro/Black
Material	Tela de fibra/Fiber cloth	Tela de fibra/Fiber cloth
Dimensiones/Dimensions (mm)	Ø200*H150	Ø200*H150



**PANTALLAS PARA APLIQUE / SHADES FOR WALL LAMP**

<b>Ref. Pantallas / Ref. Shade</b>	<b>5239</b>	<b>5240</b>
Aplicación/Product	Aplique/Wall lamp	Aplique/Wall lamp
Color	Blanco/White	Negro/Black
Material	Tela de fibra/Fiber cloth	Tela de fibra/Fiber cloth
Dimensiones/Dimensions (mm)	L200*H150*W200	L200*H150*W200



# BORA BORA

6W

**C0101** Blanco-White  
LED 6W 3000k 540lm



**C0111** Plata-Silver  
LED 6W 3000k 540lm



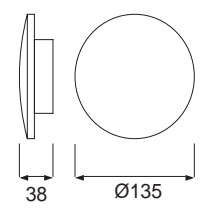
**C0119** Negro-Black  
LED 6W 3000k 540lm



**C0127** Blanco-White  
LED 6W 2700k 420lm



**C0131** Negro-Black  
LED 6W 2700k 420lm



12W

**C0102** Blanco-White  
LED 12W 3000k 1080lm



**C0112** Plata-Silver  
LED 12W 3000k 1080lm



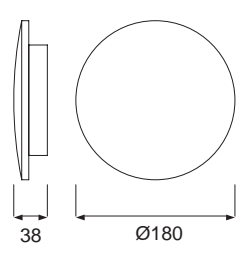
**C0120** Negro-Black  
LED 12W 3000k 1080lm




**C0128** Blanco-White  
LED 12W 2700k 840lm



**C0132** Negro-Black  
LED 12W 2700k 840lm





**C0117** Blanco-White  
LED 16W 3000k 1350lm



**C0118** Plata-Silver  
LED 16W 3000k 1350lm



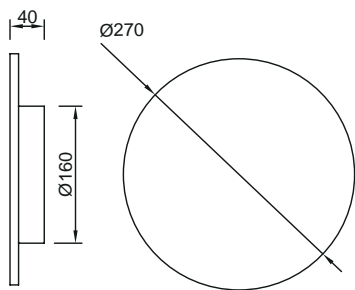
**C0124** Negro-Black  
LED 16W 3000k 1350lm



**C0129** Blanco-White  
LED 16W 2700k 1120lm



**C0133** Negro-Black  
LED 16W 2700k 1120lm



**C0125** Blanco-White  
LED 30W 3000k 2400lm



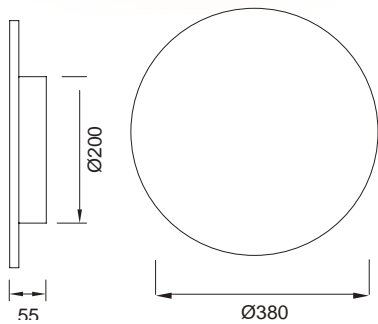
**C0126** Negro-Black  
LED 30W 3000k 2400lm



**C0130** Blanco-White  
LED 30W 2700k 2100lm



**C0134** Negro-Black  
LED 30W 2700k 2100lm



Aluminio-Aluminium 220-240V 50/60Hz CRI:> 80

# BORA BORA

3000K

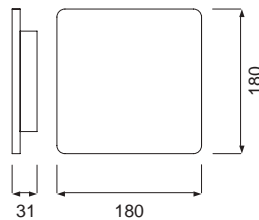
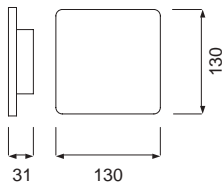


**C0103** Blanco-White  
LED 6W 540lm

**C0113** Plata-Silver  
LED 6W 540lm

**C0114** Plata-Silver  
LED 12W 1080lm

**C0104** Blanco-White  
LED 12W 1080lm





C0114

BORA BORA



ErP  
COMPLIANT

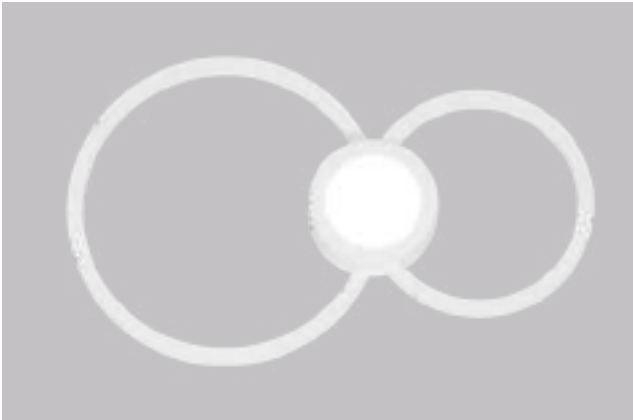
DRIVER  
TÜV

RoHS  
compliant

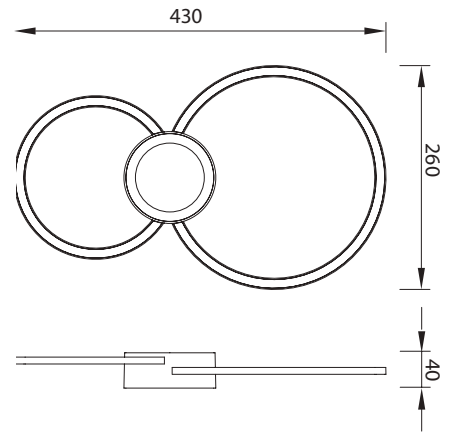
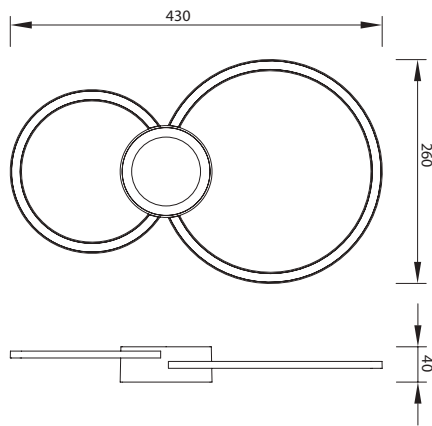

# MURAL

3000K

**6230** Blanco Mate-Matt White  
LED 24W 1440lm



**7460** Negro-Black  
LED 24W 1440lm



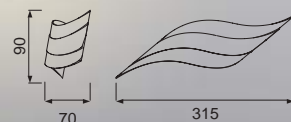


# TAHITI

3000K



**C0089** Blanco Mate-MattWhite  
LED 6W 215lm



**ErP**  
COMPLIANT

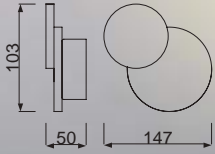
**DRIVER**  
**TÜV**

**RoHS**  
compliant

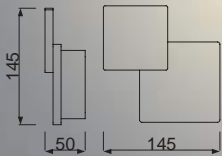


Aluminio-Aluminium 220-240V~50/60Hz CRI:> 80

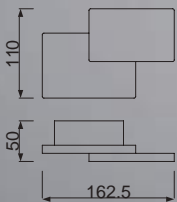
**C0142** Blanco Mate-MattWhite  
LED 5W 325lm



**C0141** Blanco Mate-MattWhite  
LED 5W 325lm



**C0143** Blanco Mate-MattWhite  
LED 5W 325lm





**6254** Blanco-White

16W 1410lm 3000 K

**5121** Blanco-White

16W 1410lm 4000 K

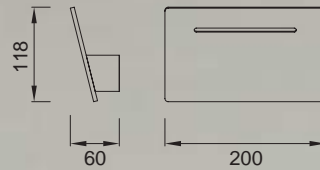


**6253** Blanco-White

8W 720lm 3000 K

**5120** Blanco-White

8W 720lm 4000 K

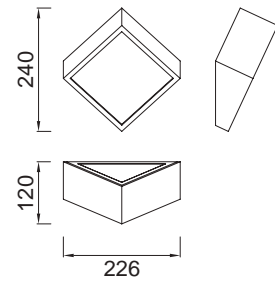
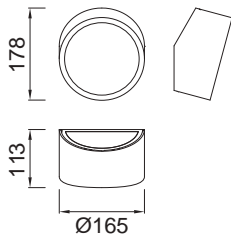






**5480 Blanco-White**  
2LxG9

**5481 Blanco-White**  
2LxG9



6168  
pág. 116



Metal/Acrílico-Metal/Acrylic 100-240V ~ 50/60Hz máx. 5WLED





# PARACURU

3000 K

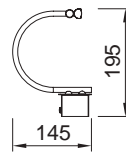
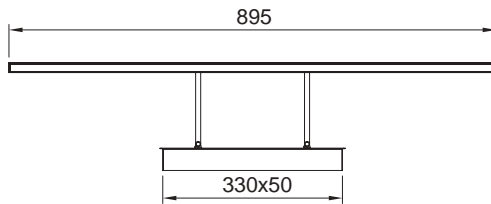


**6385** Cuero-Antique Brass

LED 18W 1257lm

**6384** Cromo-Chrome

LED 18W 1257lm

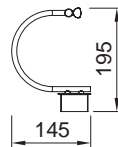
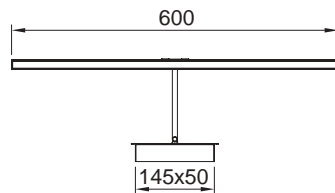


**6383** Cuero-Antique Brass

LED 12W 908lm

**6381** Cromo-Chrome

LED 12W 908lm

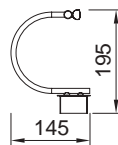
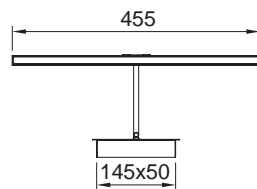



**6382** Cuero-Antique Brass

LED 8W 619lm

**6380** Cromo-Chrome

LED 8W 619lm





# KUBICK 3000K

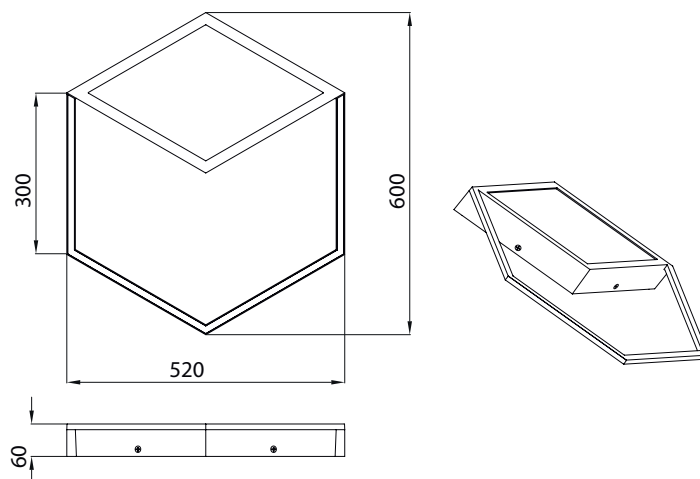
**7760** Blanco Mate-Matt White  
LED 48W 2700lm

**7761** Blanco Mate-Matt White  
LED 48W 2700lm  
Dimmable



**7762** Negro Mate-Matt Black  
LED 48W 2700lm

**7763** Negro Mate-Matt Black  
LED 48W 2700lm  
Dimmable



7592  
pág. 28





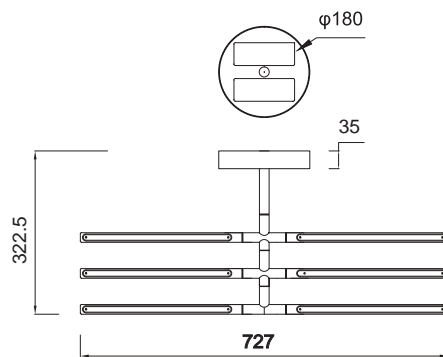
# TORCH

3000K



**6827** Blanco Mate-Matt White  
LED 36W 2850lm

**6828** Negro Mate-Matt Black  
LED 36W 2850lm



6736  
pág. 152



6738  
pág. 136



6826  
pág. 188



6703  
pág. 66



Aluminio-Aluminium 220-240V~ 50/60Hz CRI:> 80



# MURAL 3000K

## 7463 Negro-Black

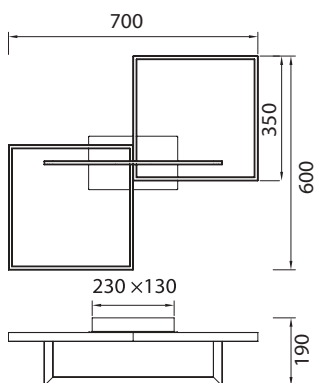
LED 48W 3840lm

Dimmable



## 7462 Negro-Black

LED 48W 3840lm



6563  
pág. 147



6562  
pág. 146



Aluminio-Aluminium 220-240V~ 50/60Hz CRI: > 80

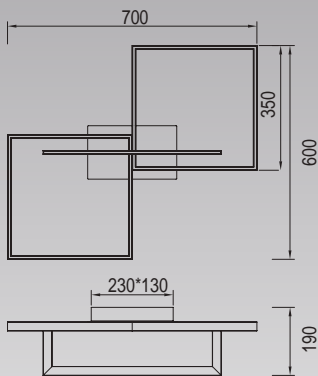





**6560** Blanco Mate-Matt White  
LED 48W 3000K 3840lm

**6561** Blanco Mate-Matt White  
LED 48W 3000K 3840lm

Dimmable



6563  
pág. 147



6562  
pág. 146



Aluminio-Aluminium 220-240V~ 50/60Hz CRI: > 80

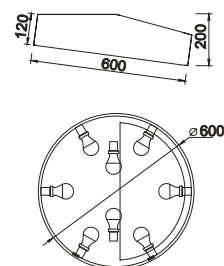


# MINI


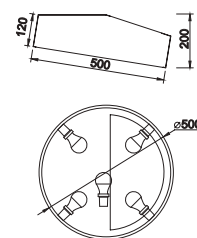
Hugo Tejada



**6166 Blanco-White**  
8 L × E27 máx. 20W LED



**6168 Blanco-White**  
5 L × E27 máx. 20W LED



5480  
pág. 104



NOT INCLUDED



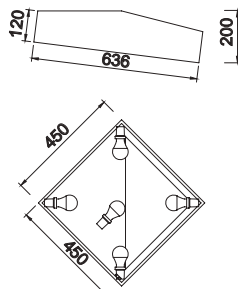


# MINI

Hugo Tejada



**6162 Blanco-White**  
5L x E27 máx. 20WLED



5481  
pág. 104



NOT INCLUDED



IP20

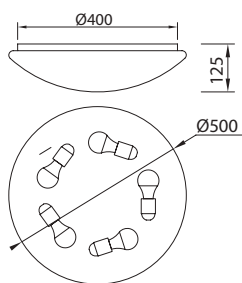
Metal/Acrílico-Metal/Acrylic 100-240V ~ 50/60Hz



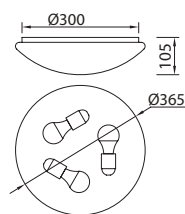
# ZERO E27



**5410 Blanco-White**  
5L × E27 máx. 20W LED



**5411 Blanco-White**  
3L × E27 máx. 20W LED



NOT INCLUDED



garantía fabricante  
WARRANTY  
GARANTIA



IP20

Metal/Acrílico-Metal/Acrylic 100-240V ~ 50/60Hz





ErP  
COMPLIANT

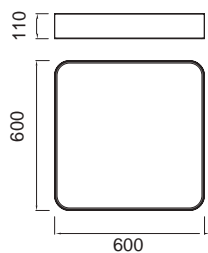
RoHS  
compliant

6055-5410

# CUMBUCO

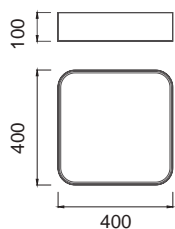
**5513 Blanco-White**  
LED 80W 4200K 6000lm

**6153 Blanco-White**  
LED 80W 3000K 5650lm



**5502 Blanco-White**  
LED 35W 4200K 2625lm

**6152 Blanco-White**  
LED 35W 3000K 2350lm

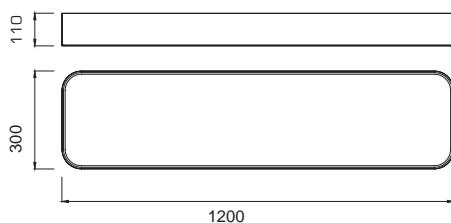



Metal Acrílico-Metal Acrylic 100-250V~ 50/60Hz CRI:> 80

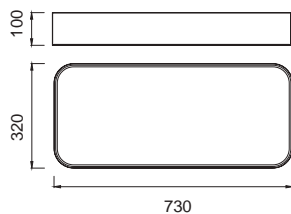


# CUMBUCO

**5503 Blanco-White**  
LED 85W 4200K 6375lm



**5501 Blanco-White**  
LED 50W 4200K 3750lm



Metal Acrílico-Metal Acrylic 100-250V~ 50/60Hz CRI:> 80

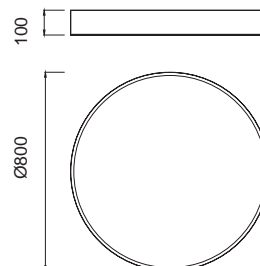
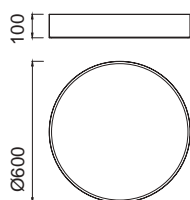


**5500 Blanco-White**  
LED 50W 4200K 3750lm

**5508 Blanco-White**  
LED 90W 4200K 6750lm

**6150 Blanco-White**  
LED 50W 3000K 3500lm

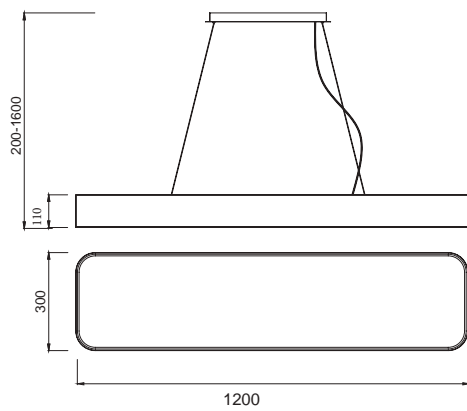
**6151 Blanco-White**  
LED 90W 3000K 6400lm



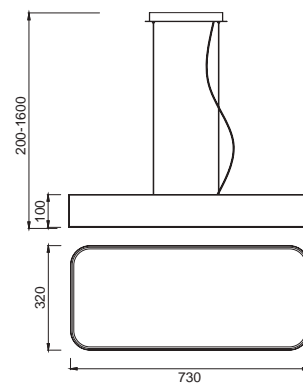
# CUMBUCO



5503 + KIT 5517

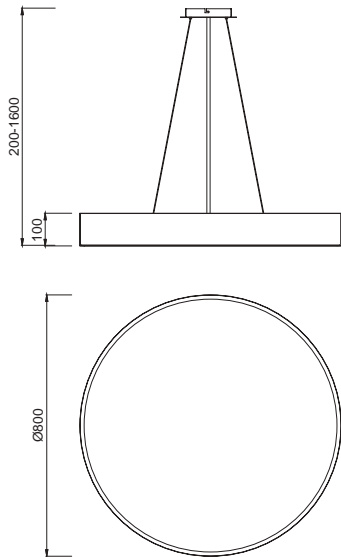


5501 + KIT 5517



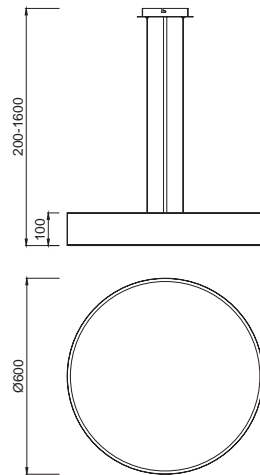
6151 + KIT 5515

5508 + KIT 5515



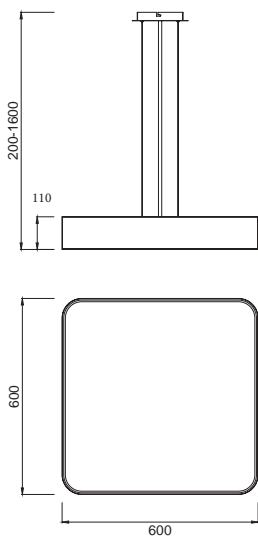
6150 + KIT 5515

5500 + KIT 5515




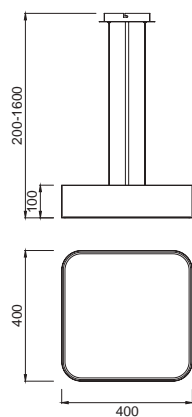
6153 + KIT 5516

5513 + KIT 5516



6152 + KIT 5516

5502 + KIT 5516



# SAONA SUPERFICIE

**6626** Blanco Mate-Matt White  
LED 30W 3000K 2550lm

**6624** Blanco Mate-Matt White  
LED 24W 3000K 2040lm

**6627** Blanco Mate-Matt White  
LED 30W 4000K 2700lm

**6625** Blanco Mate-Matt White  
LED 24W 4000K 2160lm



**6622** Blanco Mate-Matt White  
LED 14W 3000K 1190lm

**6620** Blanco Mate-Matt White  
LED 8W 3000K 680lm

**6623** Blanco Mate-Matt White  
LED 14W 4000K 1260lm

**6621** Blanco Mate-Matt White  
LED 8W 4000K 720lm



Downlight en superficie para paredes y soluciones sin falso techo.



Aluminio-Aluminium 200-240V~ 50/60Hz CRI: > 80





# SAONA SUPERFICIE

**6634** Blanco Mate-Matt White  
LED 30W 2550lm 3000K

**6632** Blanco Mate-Matt White  
LED 24W 2040lm 3000K

**6635** Blanco Mate-Matt White  
LED 30W 2700lm 4000K

**6633** Blanco Mate-Matt White  
LED 24W 2160lm 4000K



**6630** Blanco Mate-Matt White  
LED 14W 1190lm 3000K

**6628** Blanco Mate-Matt White  
LED 8W 680lm 3000K

**6631** Blanco Mate-Matt White  
LED 14W 1260lm 4000K

**6629** Blanco Mate-Matt White  
LED 8W 720lm 4000K



Downlight en superficie para paredes y soluciones sin falso techo.



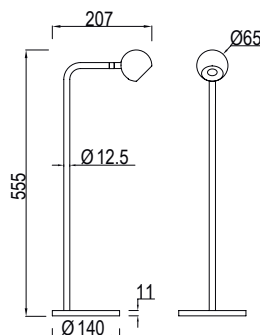
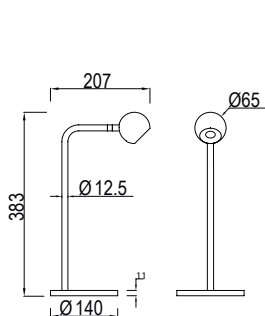



# EYES

3000K

**7510** Negro arena-Sand black  
LED 6W 3000K 390lm

**7511** Negro arena-Sand black  
LED 6W 3000K 390lm



Aluminio-Aluminium 100-240V~ 50/60Hz CRI: > 80

EYES

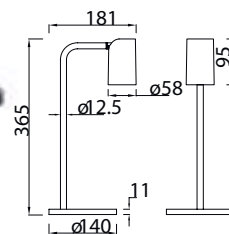
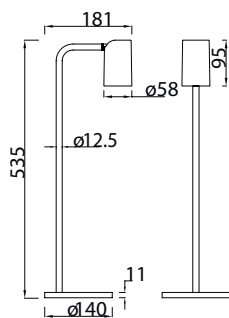
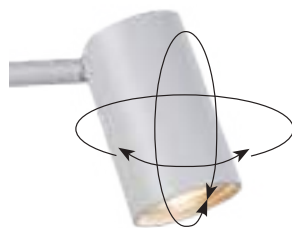


**7521** Blanco arena-Sand white  
1 × GU10 (No incl)

**7520** Blanco arena-Sand white  
1 × GU10 (No incl)

**7516** Negro mate-Matt black  
1 × GU10 (No incl)

**7515** Negro mate-Matt black  
1 × GU10 (No incl)



6284  
pág. 70



6283  
pág. 70



6281  
pág. 196



6282  
pág. 196

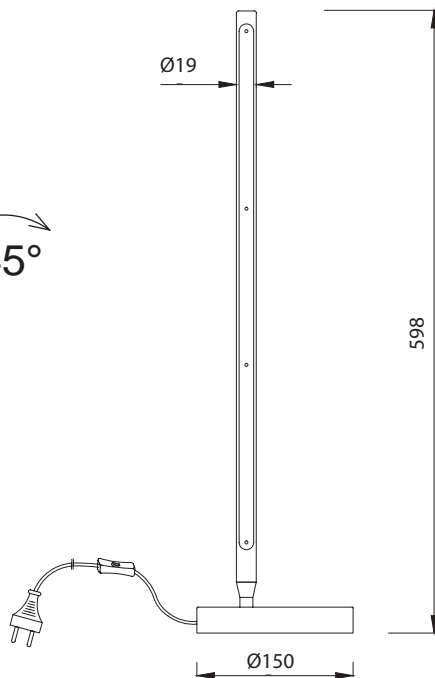


SAL



6738 Negro Mate-Matt Black  
LED 11W 3000K 900lm

6737 Blanco Mate-Matt White  
LED 11W 3000K 900lm



6736  
pág. 152



6826  
pág. 188



6703  
pág. 66



6828  
pág. 110







# ZANZIBAR

3000K

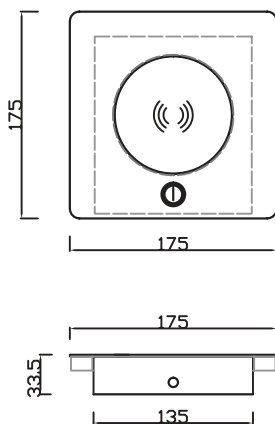
**6716 Negro -Black**  
LED 6W 450 lm



**Touch  
switch  
3 Step-Dim**



**\* Cargador De Inducción Teléfono-Cell Phone Induction Charger**



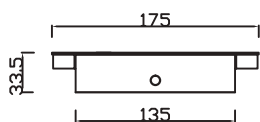
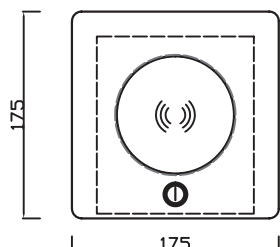
LED 6W 450 lm



6754  
pág. 56



6715 Blanco-White  
LED 6W 450 lm



Touch  
switch  
3 Step-Dim  
 



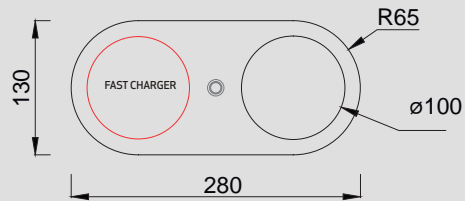
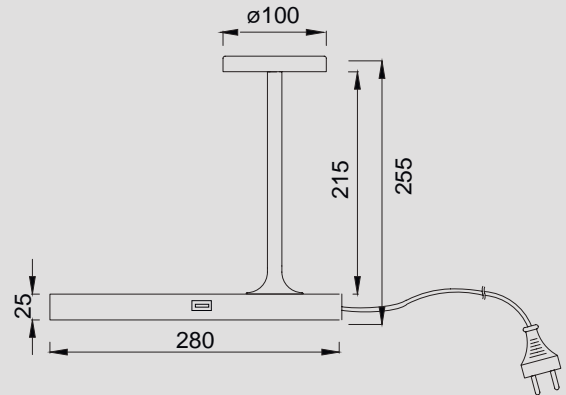
\* Cargador De Inducción Teléfono-Cell Phone Induction Charger



7290 Blanco-White  
LED 6W 450lm



USB + Cargador de Inducción  
USB + Induction Charger



CERES  
3000K

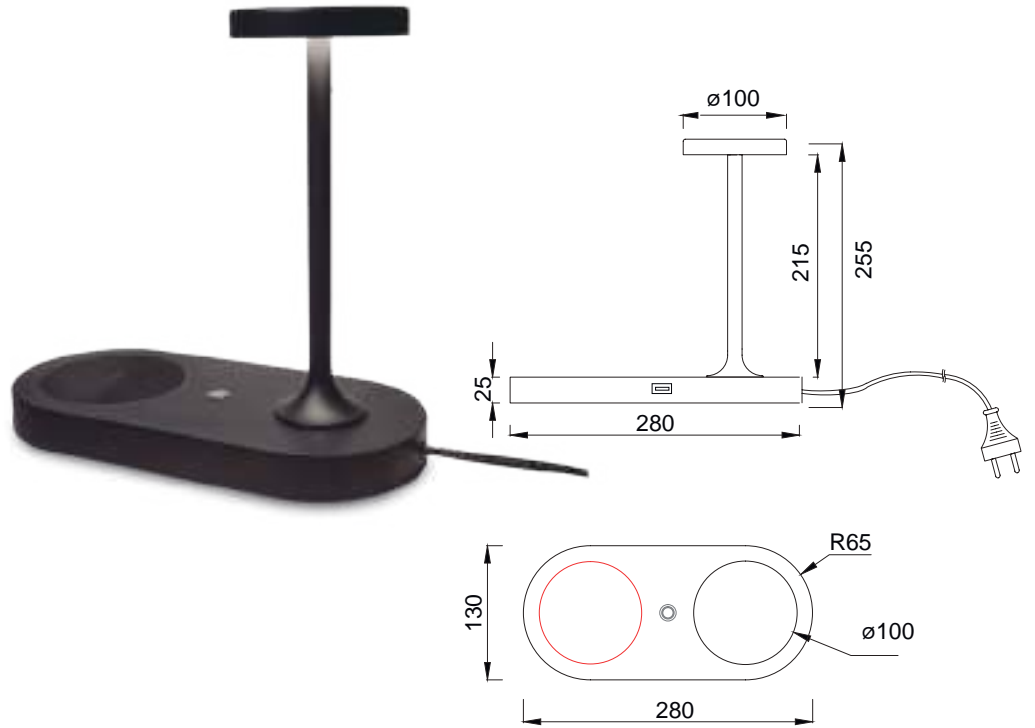


CERES  
3000K



# CERES

7291 Negro-Black  
LED 6W 450lm



**USB**  
Output

**Touch**  
switch  
3 Step-Dim

USB + Cargador de Inducción  
USB + Induction Charger



FAST CHARGER

ON/OFF



Touch  
switch  
3 Step-Dim



**USB**  
Output



garantía mantraco, s.p.a.  
**5**  
WARRANTY  
GARANTIA  
LED



**IP20**

Aluminio-Aluminium 220-240V~50/60Hz CRI> 80

CERES  
3000K



# MURAL 3000K

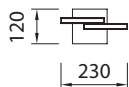
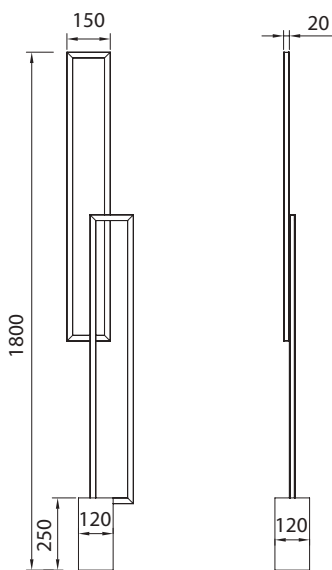
**7464 Negro-Black**  
LED 18W 3000K 1380 lm





# MURAL 3000K

**7465 Negro-Black**  
**LED 48W 3000K 3800 lm**  
*Dimmable*

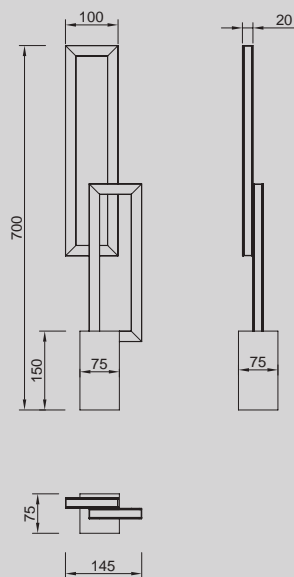


6560/6561  
pág. 114



# MURAL

**6562 Blanco-White**  
LED 18W 3000K 1380 lm

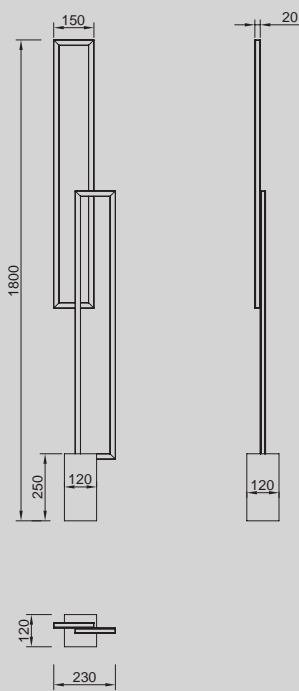


6560/6561  
pág. 114



Aluminium/Iron/Acrílico-Aluminium/Iron/Acrylic 220-240V~ 50/60Hz CRI: > 80

**6563** Blanco-White  
LED 48W 3000K 3800 lm  
Dimmable



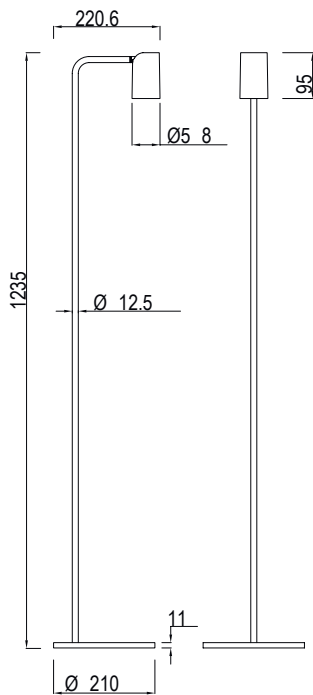

-   
ON/OFF  
DIMMER
-   
LED life / LED vida  
20.000 h
-   
ON / OFF  
30.000
-   
garantía mantrecor 5  
YEAR  
WARRANTY  
GARANTIA  
LED
-   
LED  
INCLUDED
- 
-   
IP20

Aluminium/Iron/Acrílico-Aluminium/Iron/Acrylic 220-240V~ 50/60Hz CRI: > 80

# SAL

**7522** Blanco arena-Sand white  
1 × **GU10** (No incl)

**7517** Negro mate-Matt black  
1 × **GU10** (No incl)



6284  
pág. 70



6281  
pág. 196

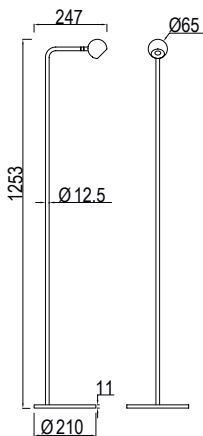


Acrílico-Acrylic 100-240V~50/60Hz GU10 máx. 10W Led (No incl)



# EYES

7512 Negro arena-Sand black  
LED 6W 3000K 390lm











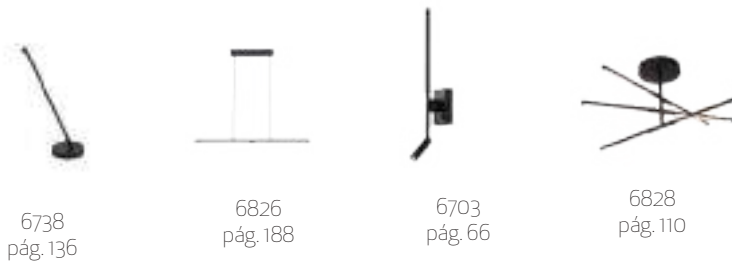


Aluminio-Aluminium 100-240V~ 50/60Hz CRI:≥ 80

EYES



6735 Blanco Mate-Matt White  
LED 25W 3000K 1950lm

6736 Negro Mate-Matt Black  
LED 25W 3000K 1950lm



6738  
pág. 136

6826  
pág. 188

6703  
pág. 66

6828  
pág. 110



Aluminio-Aluminium 220-240V~ 50/60Hz CRI:> 80



TORCH



# HANOK

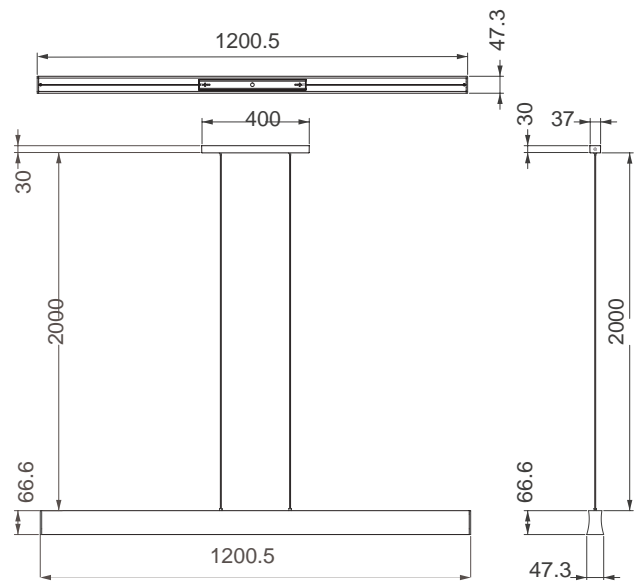


**7546 Negro-Black**  
LED 38W 3000K 2850lm

**7542 Blanco-White**  
LED 38W 3000K 2850lm

**7547 Negro-Black**  
LED 38W 4000K 3000lm

**7543 Blanco-White**  
LED 38W 4000K 3000lm



7776  
pág. 16



110°



LED life / LED vida  
50.000 h



ON / OFF  
30.000



garantía, manfactura, 5 años  
WARRANTY  
GARANTIA  
LED



LED  
INCLUDED

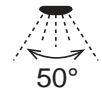


IP20



# HANOK

Lámpara lineal-Linear lamp



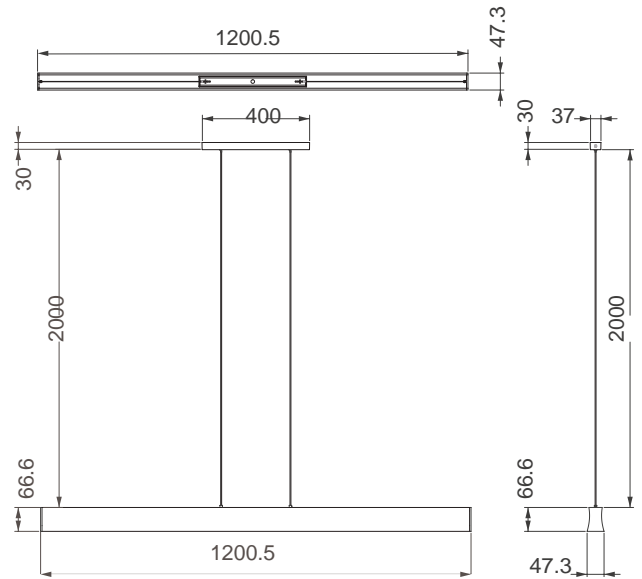
UGR<16

**7540** Blanco-White  
LED 38W 3000K 2650lm

**7544** Negro-Black  
LED 38W 3000K 2650lm

**7541** Blanco-White  
LED 38W 4000K 2800lm

**7545** Negro-Black  
LED 38W 4000K 2800lm



UGR<16

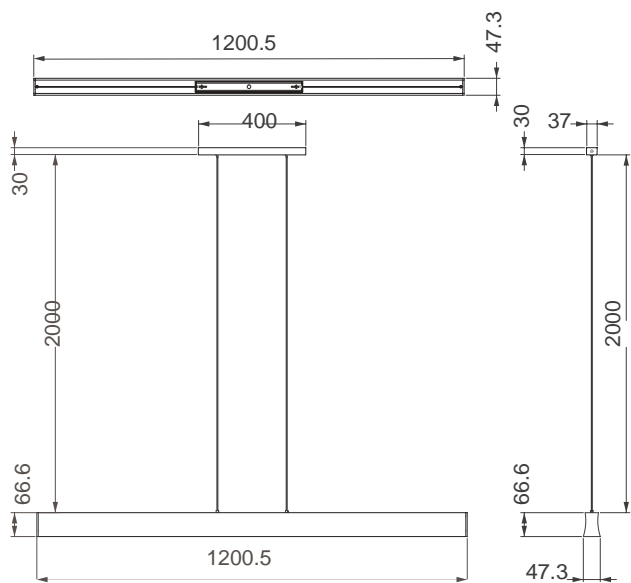


77/6  
pág. 16





**7569 Arena-Sabbia**  
LED 38W 3000K 2850lm



7778  
pág. 18



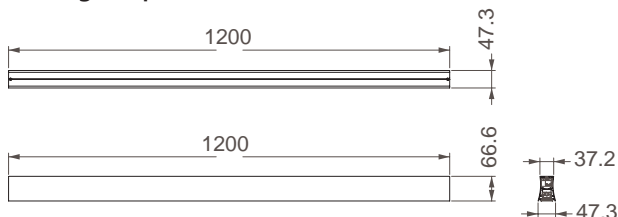
# HANOK

UGR<16



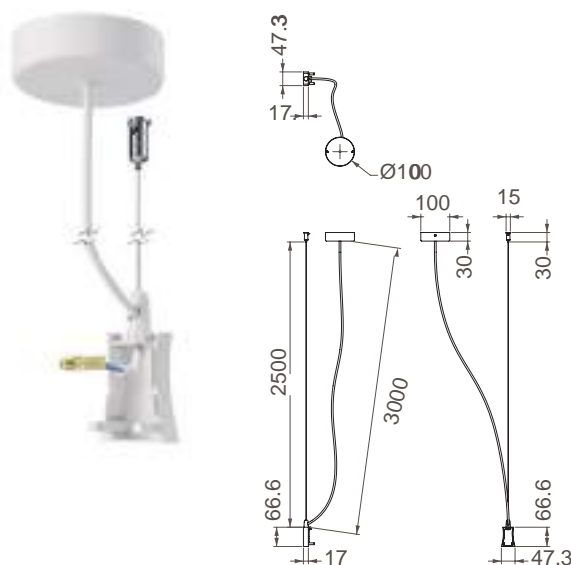

**7548** Blanco-White  
LED 38W 3000K 2650lm

**7549** Blanco-White  
LED 38W 4000K 2800lm



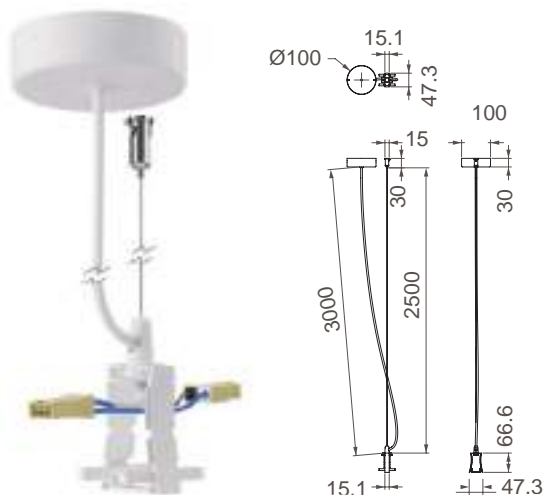
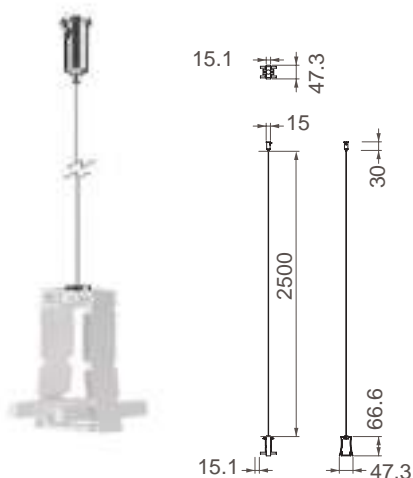
**7550** Tapa lateral con cable fijación  
*Side cover white with fixing wire*

**7551** Tapa lateral con cable alimentación y florón  
*Side cover white with ac wire & rosette*



**7552** Conexión intermedia con cable fijación  
*Middle connection white with fixing wire*

**7553** Conexión intermedia con cable alimentación y florón  
*Middle connection white with ac wire & rosette*



UGR<16





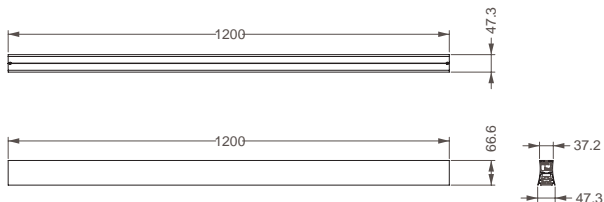


# HANOK

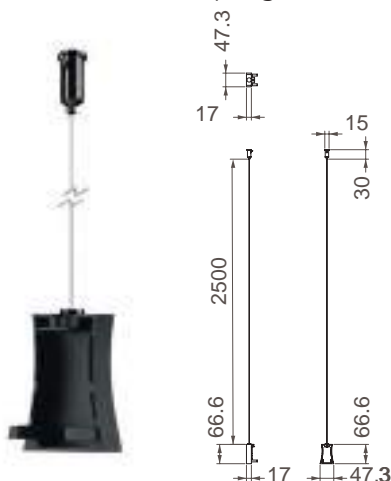
**7554 Negro-Black**  
LED 38W 3000K 2650lm

**7555 Negro-Black**  
LED 38W 4000K 2800lm

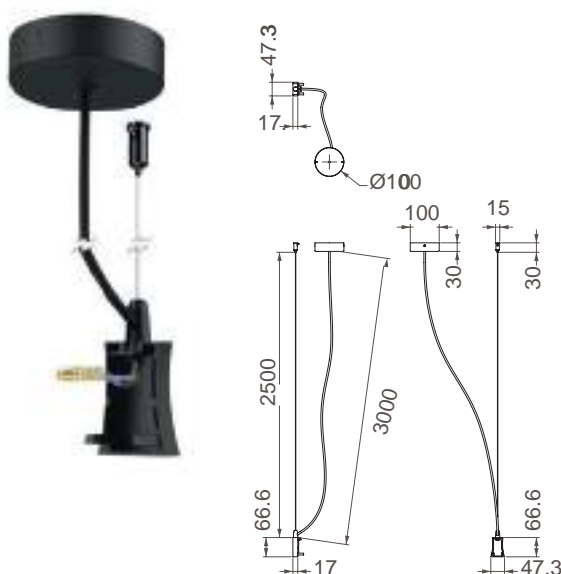
UGR<16



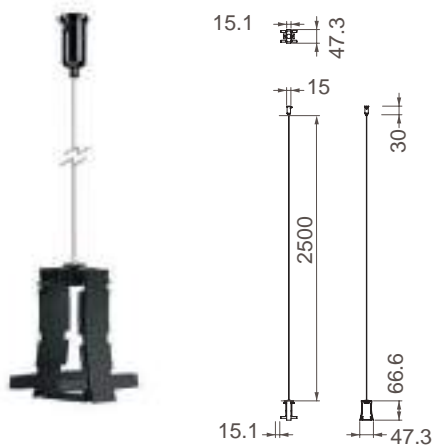
**7556 Tapa lateral con cable fijación**  
*Side cover white with fixing wire*



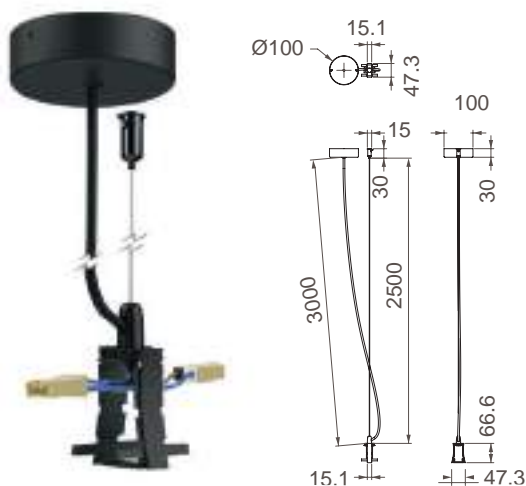
**7557 Tapa lateral con cable alimentación y florón**  
*Side cover white with ac wire & rosette*



**7558 Conexión intermedia con cable fijación**  
*Middle connection white with fixing wire*



**7559 Conexión intermedia con cable alimentación y florón**  
*Middle connection white with ac wire & rosette*



UGR<16





# PAGODA

UGR<16



**7784** Blanco-White  
LED 12,5W 3000K 950lm

**7785** Blanco-White  
LED 12,5W 4000K 1050lm

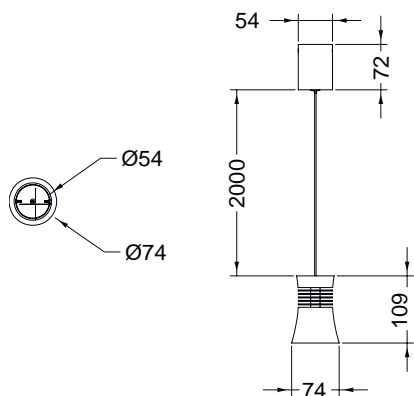


**7786** Negro-Black  
LED 12,5W 3000K 950lm

**7787** Negro-Black  
LED 12,5W 4000K 1050lm



7788  
pág. 214



UGR<16

LED life / LED vida  
50.000 h

ON / OFF  
30.000

garantia mantreco, s.d  
5 YEAR WARRANTY  
GARANTIA LED

LED INCLUDED

IP20

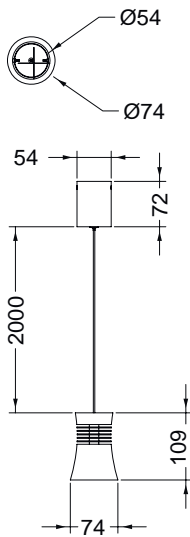
Aluminio-Aluminium 220-240V~50/60Hz CRI:> 80



# PAGODA



**7790 Negro-Black**  
1x GU10 (no incl)



**7791 Negro-Black**  
1x GU10 (no incl)



7788  
pág. 214

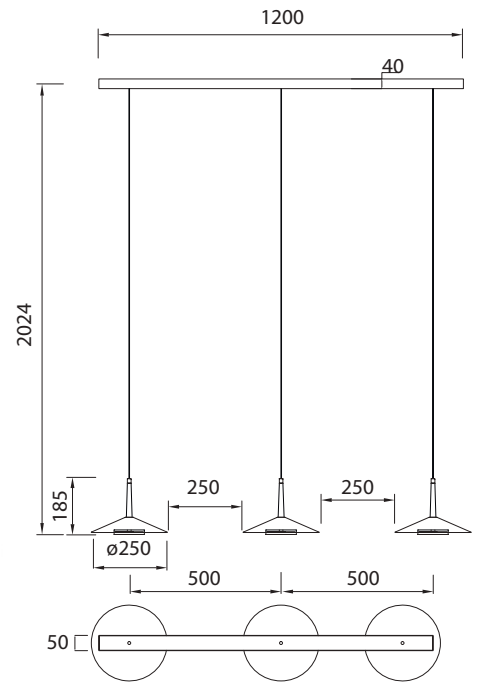


Aluminio-Aluminium 100-240V ~ 50/60Hz GU10 máx. 12WLED (no incl)



ORION  
3000K

7475 Negro/cuero-Black/antique brass  
LED 24W 1770 lm

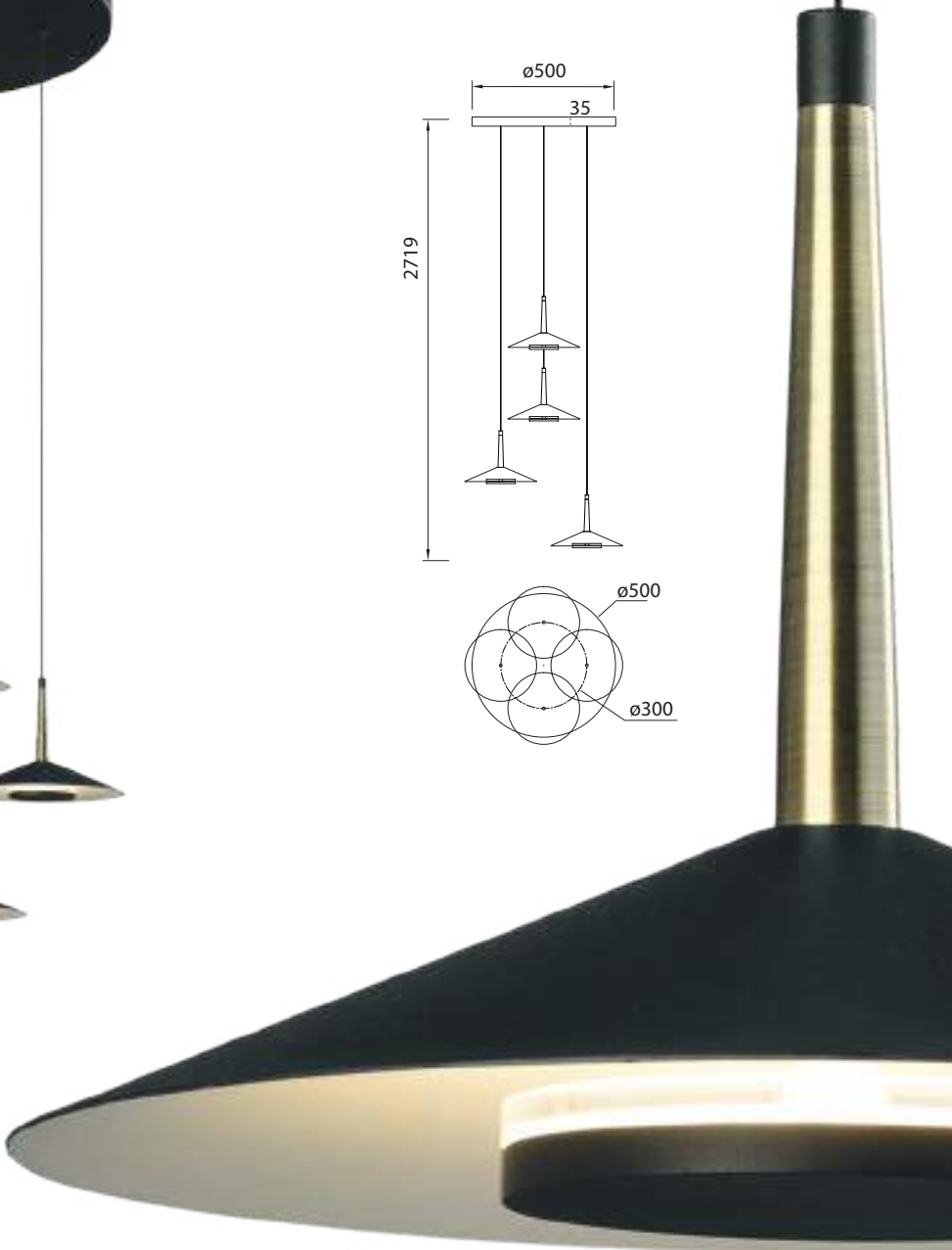
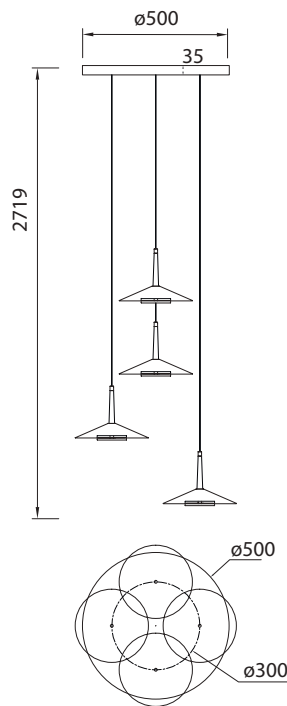






# ORION 3000K

**7476** Negro/cuero-Black/antique brass  
LED 32W 2360 lm



Aluminio/Acrílico-Aluminium/Acrylic 220-240V~50/60Hz CRI>80



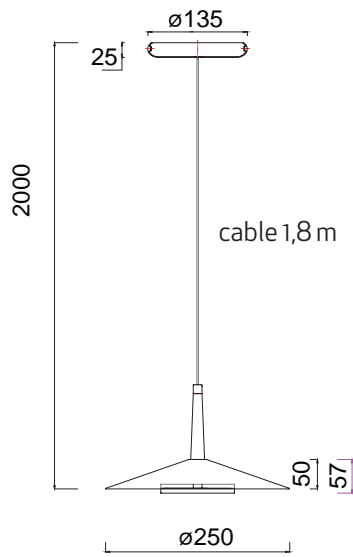
ORION  
3000K

**7305** Negro +Cuero-Black +Antique brass  
LED 8W 590lm



IP20

Aluminio-Aluminium 220-240V~ 50/60Hz CRI> 80



ORION  
3000K

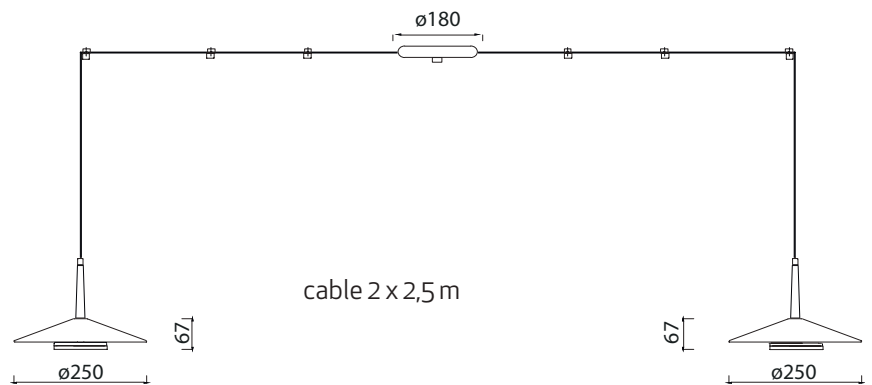
Lámparas de techo-Pendant Lamp



**7306** Negro+Cuero-Black+Antique brass

LED 16W 1180lm

6 und x ref 7308 included



**7308** Blocacables-WireLocker

1 und



Aluminio-Aluminium 220-240V~ 50/60Hz CRI> 80

ORION  
3000K



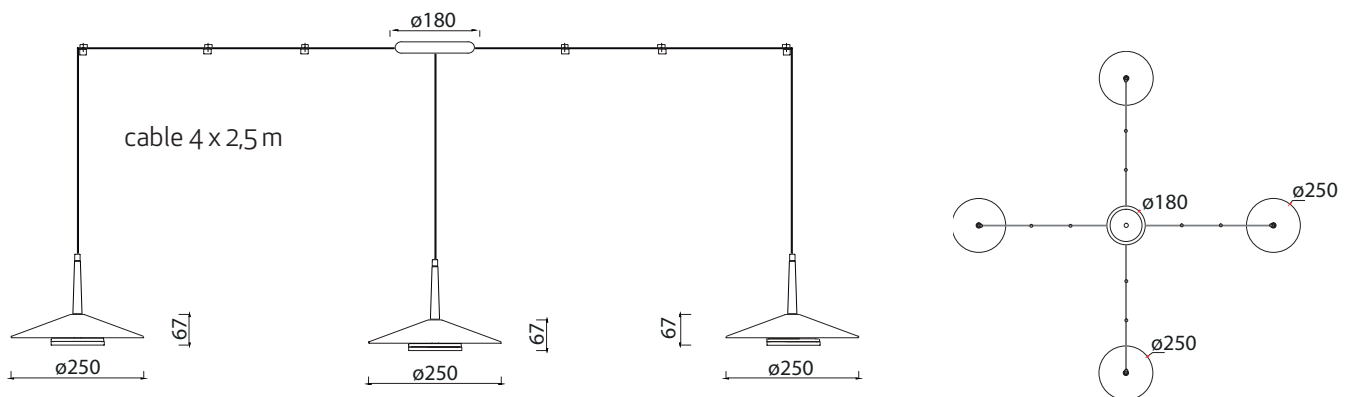
ORION  
3000K



**7307 Negro +Cuero-Black +Antique brass**  
LED 32W 2360lm  
12 und x ref 7308 included



**7308 Blocacables-WireLocker**  
1 und





ORION  
3000K

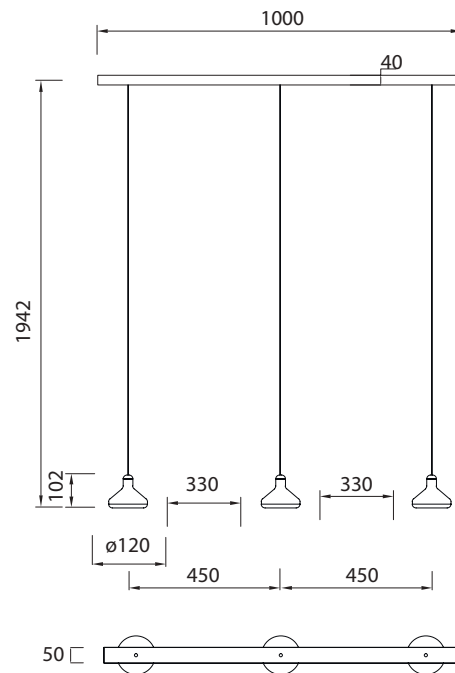


DRIVER  
TÜV

# ANTARES

3000K

7312 Negro-Black  
LED 24W 1770lm



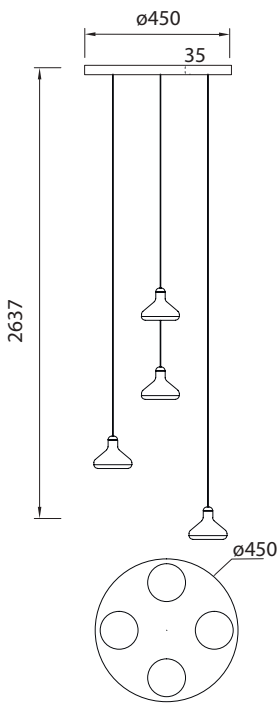
Aluminio/Acrílico-Aluminium/Acrylic 220-240V~ 50/60Hz CRI> 80



ANTARES  
3000K



7313 Negro-Black  
LED 32W 2360lm




Aluminio/Acrílico-Aluminium/Acrylic 220-240V~ 50/60Hz CRI $\geq$  80

# ANTARES

3000K

7310 Negro-Black  
LED 8W 590lm



cable 1,8 m



Aluminio/Acrílico-Aluminium/Acrylic 220-240V~ 50/60Hz CRI $\geq$ 80

ANTARES  
3000K



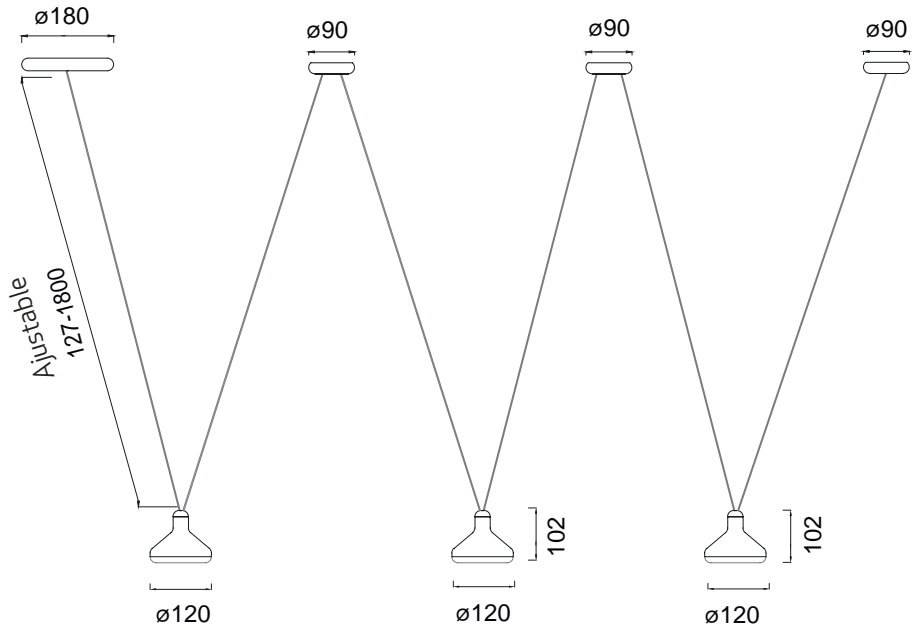
# ANTARES

3000K

7311 Negro-Black  
LED 24W 1770lm



cables 6 x 1,8 m



Aluminio/Acrílico-Aluminium/Acrylic 220-240V~ 50/60Hz CRI≥80



ANTARES  
3000K



ANTARES  
3000K



ANTARES  
3000K



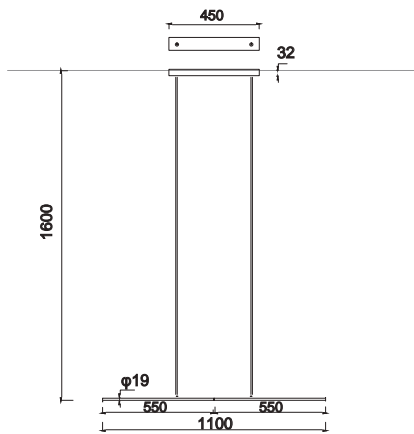
# TORCH

3000K

**6825** Blanco Mate-Matt White  
LED 21W 1475lm



**6826** Negro Mate-Matt Black  
LED 21W 1475lm



6736  
pág. 152



6738  
pág. 136



6703  
pág. 66



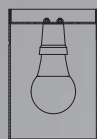

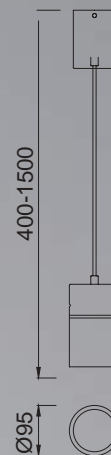
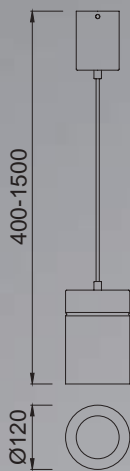
6828  
pág. 110



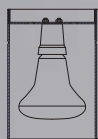


**5622** Blanco mate-Matt White  
1L x E27

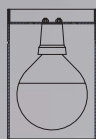
**5623** Blanco mate-Matt White  
1L x E27



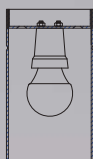
Standard Bulb: Ø60\*108



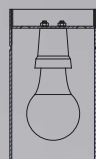
R90 Bulb: Ø90\*117



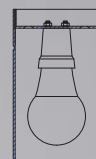
G95 Bulb: Ø95\*131



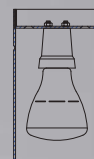
Spheric Bulb: Ø45\*78



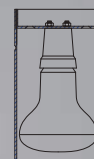
MiniStandard Bulb: Ø55\*103



Standard Bulb: Ø60\*108



R63 Bulb: Ø63\*105



R80 Bulb: Ø80\*w



NOT INCLUDED



garanzia manufatto  
2 ANNI  
WARRANTY  
GARANTIA

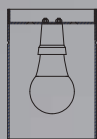
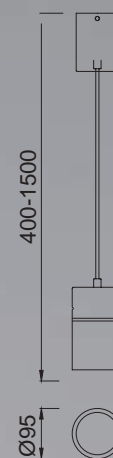
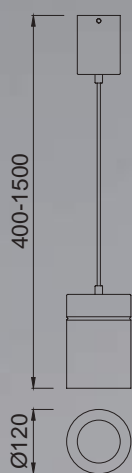


IP20

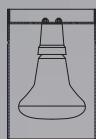
Metal-Metal 100-240V ~ 50/60Hz máx. 20WLED

**5624 Plata-Silver**  
1L x E27

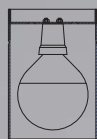
**5625 Plata-Silver**  
1L x E27



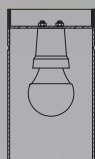
Standard Bulb: Ø60\*108



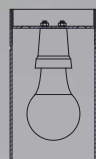
R90 Bulb: Ø90\*117



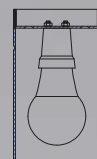
G95 Bulb: Ø95\*131



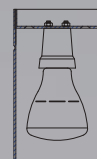
Sferic Bulb: Ø45\*78



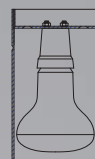
MiniStandard Bulb: Ø55\*103



Standard Bulb: Ø60\*108



R63 Bulb: Ø63\*105



R80 Bulb: Ø80\*116



6044  
pág. 218



6015  
pág. 202



5626  
pág. 204

**7730** Blanco-White  
LED 9W 3000K 700lm

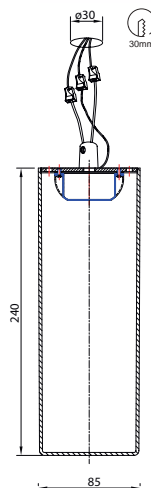
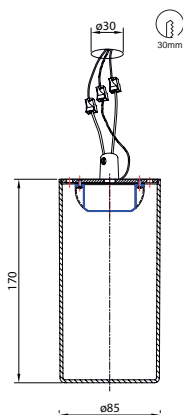
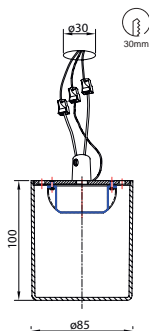
**7732** Blanco-White  
LED 9W 3000K 700lm

**7734** Blanco-White  
LED 9W 3000K 700lm

**7731** Blanco-White  
LED 9W 4000K 700lm

**7733** Blanco-White  
LED 9W 4000K 700lm

**7735** Blanco-White  
LED 9W 4000K 700lm



Acrílico-Arcylic 220-240V~ 50/60Hz CRI: > 80



GLACIAR



ErP  
COMPLIANT

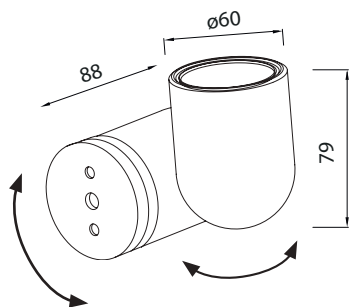
DRIVER  
TÜV

RoHS  
compliant

**7294 Blanco-White**  
1L x GU10 (no incl.)



**7295 Negro-Black**  
1L x GU10 (no incl.)





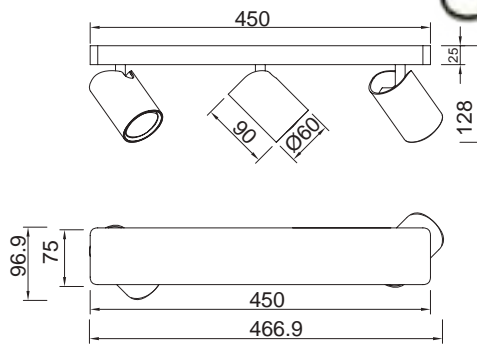
Registered N° 007663331-0013



**6281** Blanco Mate-Matt White  
3L×GU10



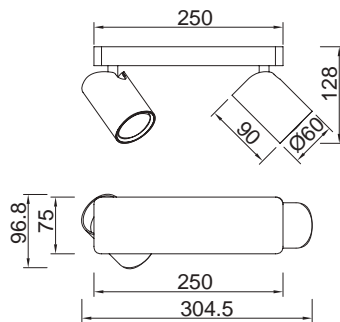
**6711** Negro Mate-Matt Black  
3L×GU10



**6282** Blanco Mate-Matt White  
2L×GU10



**6712** Negro Mate-Matt Black  
2L×GU10



Bombillas Recomendadas/ Suggested Bulbs  
R09196 R09214 R09197

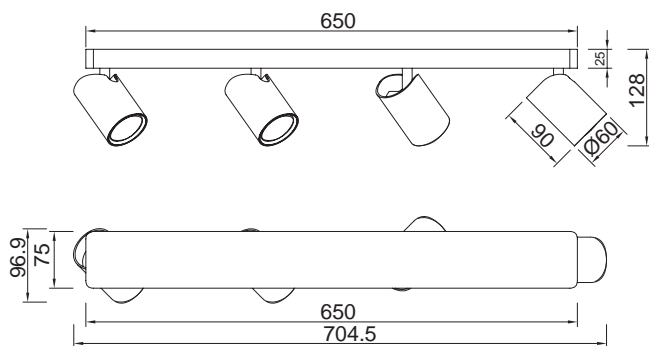


Aluminio-Aluminium 100-240V~ 50/60Hz máx. 10 WLED

**6280** Blanco Mate-Matt White  
4L×GU10

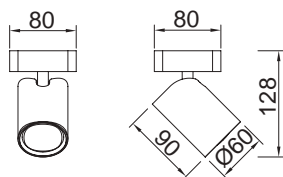


**6710** Negro Mate-Matt Black  
4L×GU10



**6283** Blanco Mate-Matt White  
1xGU10

**6713** Negro Mate-Matt Black  
1xGU10



6284  
pág. 70

6281  
pág. 196

7522  
pág. 148

7521  
pág. 140

Bombillas Recomendadas/ Suggested Bulbs  
R09196 R09214 R09197



Aluminio-Aluminium 100-240V~ 50/60Hz máx. 10 WLED

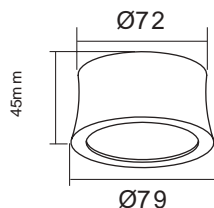


**6830** Blanco *Arena-Sand White*  
LED 7W 3000K 520 lm

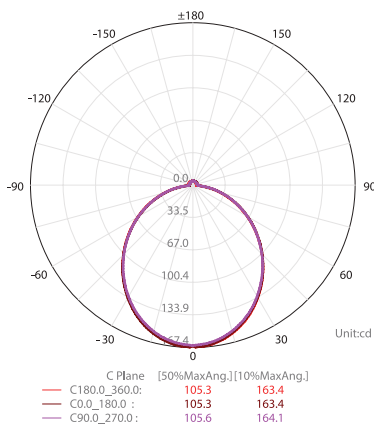
**6833** Negro *Arena-Sand Black*  
LED 7W 3000K 520 lm

**6832** Blanco *Arena-Sand White*  
LED 7W 4000K 560 lm

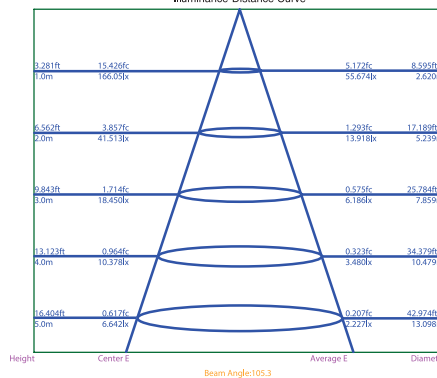
**6831** Negro *Arena-Sand Black*  
LED 7W 4000K 560 lm



C Plane Distribution Diagram



Illuminance-Distance Curve




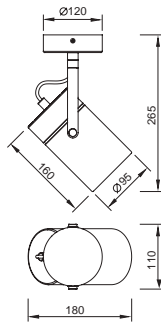





**6015 Blanco-White**  
1L x E27



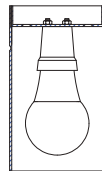
**6016 Plata-Silver**  
1L x E27



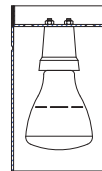
Sferic Bulb: Ø45\*78



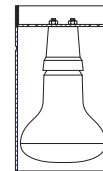
MiniStandard Bulb: Ø55\*103



Standard Bulb: Ø60\*108



R63 Bulb: Ø63\*105



R80 Bulb: Ø80\*116



6044  
pág. 218



5622  
pág. 190



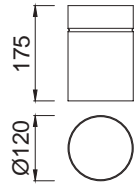
Metal-Metal 100-240V~ 50/60Hz máx. 20W LED



# ARUBA

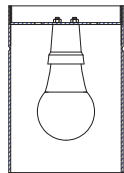
## 5626 Blanco-White

1L x E27

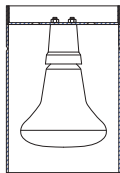


## 5628 Plata-Silver

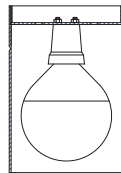
1L x E27



Standard Bulb: Ø60\*108



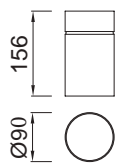
R90 Bulb: Ø90\*117



G95 Bulb: Ø95\*131

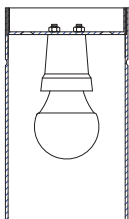
## 5627 Blanco-White

1L x E27

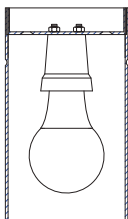


## 5629 Plata-Silver

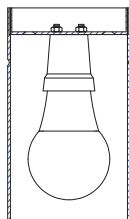
1L x E27



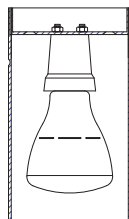
Sferic Bulb: Ø45\*78



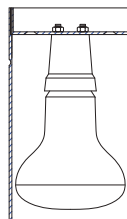
MiniStandard Bulb: Ø55\*103



Standard Bulb: Ø60\*108



R63 Bulb: Ø63\*105



R80 Bulb: Ø80\*116



5622  
pág. 190

5624  
pág. 191





# COLUMBRETES



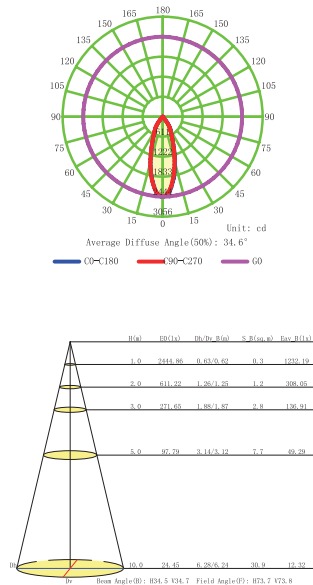
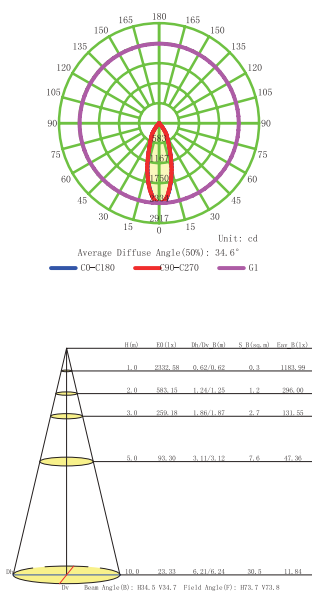
ErP  
COMPLIANT

DRIVER  
TÜV

RoHS  
compliant

**C0087** Blanco Mate-Matt White  
LED 12W 3000K 1040 lm

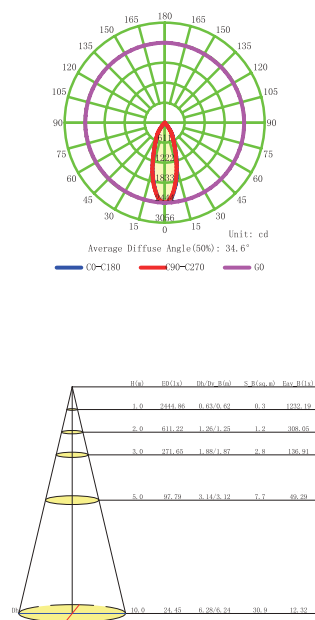
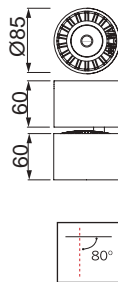
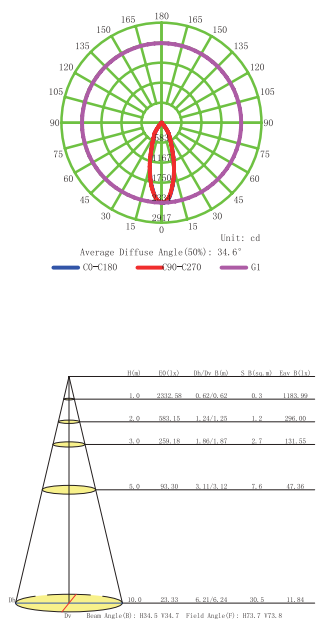
**C0088** Blanco Mate-Matt White  
LED 12W 4000K 1090 lm



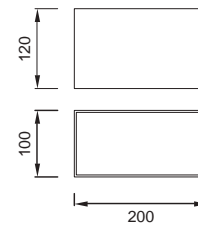


**C0085** Blanco Mate-Matt White  
LED 12W 3000K 1040 lm

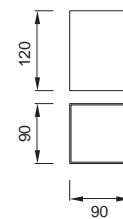
**C0086** Blanco Mate-Matt White  
LED 12W 4000K 1090 lm



**5632** Blanco mate-*Matt White*  
2X GU10



**5633** Blanco mate-*Matt White*  
1X GU10

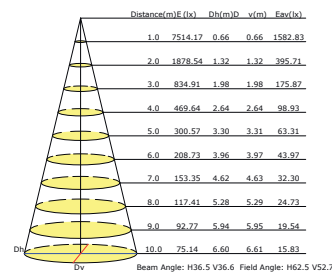
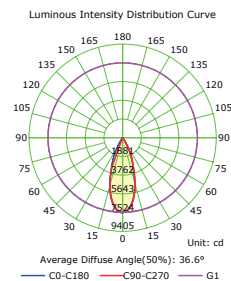
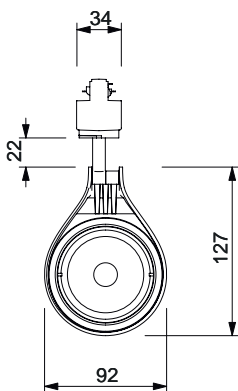
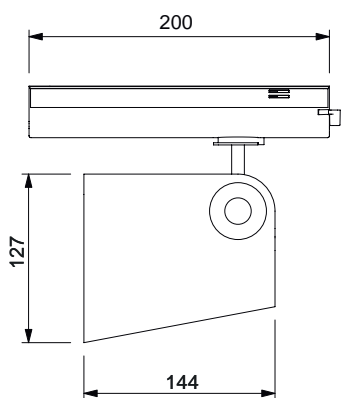






7315 Blanco-White  
LED 35W 3000k 3500lm

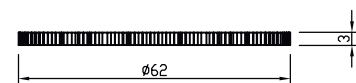

7316 Blanco-White  
LED 35W 4000k 3850lm



Lentes-Lens  
ref 7319\_13°  
ref 7320\_24°  
ref 7321\_38° Included.



Panel de abeja-Honeycomb  
ref 7322





# ÍPSILON

David Villalba

CRI≥90

7317 Negro-Black  
LED 35W 3000k 3500lm

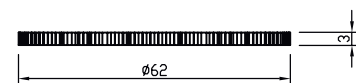

7318 Negro-Black  
LED 35W 4000k 3850lm



Lentes-Lens  
 ref 7319\_13°  
 ref 7320\_24°  
 ref 7321\_38° Included.



Panal de abeja-Honeycomb  
 ref 7322





NEW  
COLLECTION



# PAGODA

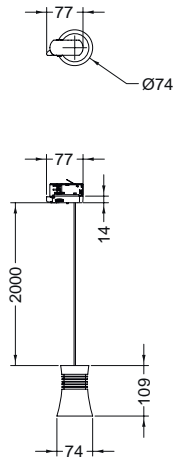
David Villalba

**7788** Blanco-White

1× GU10

**7789** Negro-Black

1× GU10



7787  
pág. 164



NOT INCLUDED



IP20

Metal-Metal 100-240V ~ 50/60Hz máx. 12WLED




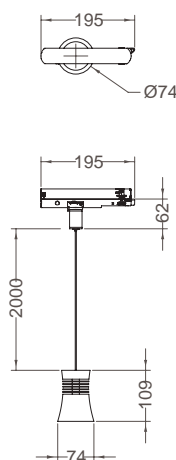
# PAGODA

UGR<16

**7780** Blanco-White  
LED 12,5W 3000K 950lm



**7781** Blanco-White  
LED 12,5W 4000K 1050lm



**7782** Negro-Black  
LED 12,5W 3000K 950lm



**7783** Negro-Black  
LED 12,5W 4000K 1050lm



UGR<16  LED life / LED vida 50.000 h  ON / OFF 30.000  garantía mantreco 5 años WARRANTY GARANTIA LED  LED INCLUDED   IP20

Aluminio-Aluminium 220-240V~ 50/60Hz CRI:> 80

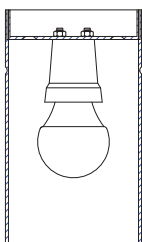
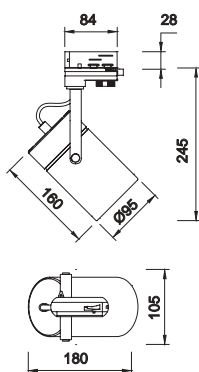




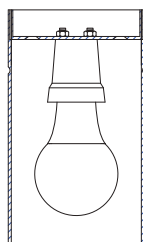
**6044 Blanco-White**  
1L x E27



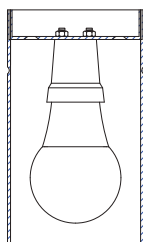
**6045 Negro-Black**  
1L x E27



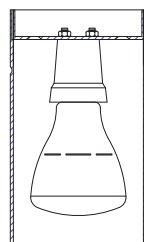
Sferic Bulb: Ø45\*78



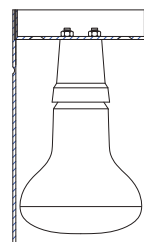
MiniStandard Bulb: Ø55\*103



Standard Bulb: Ø60\*108



R63 Bulb: Ø63\*105



R80 Bulb: Ø80\*116



6044-5622



**6717 Blanco-White**  
1xGU10



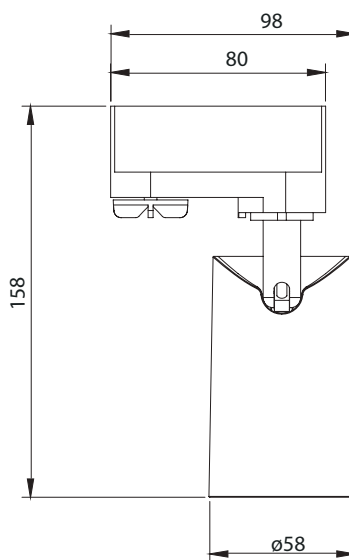
**6718 Negro-Black**  
1xGU10



6284  
pág. 70



6281  
pág. 196



NOT INCLUDED



garantía manfaco. 2 años  
WARRANTY  
GARANTIA



IP20



**7200** Blanco-White  
LED 15W 3000K 1500lm

**7201** Blanco-White  
LED 20W 3000K 2000lm

**7202** Blanco-White  
LED 30W 3000K 3000lm

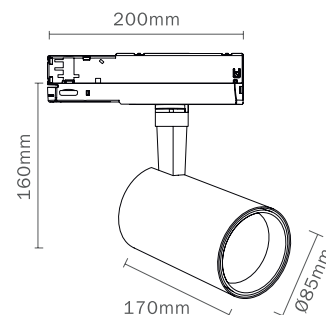
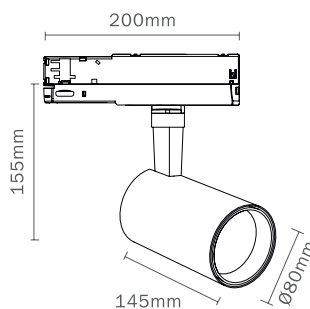
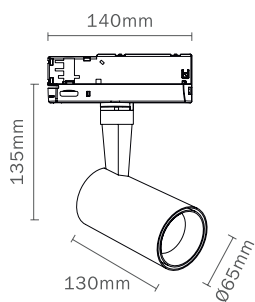
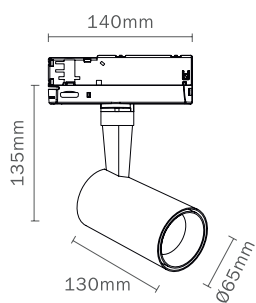
**7203** Blanco-White  
LED 40W 3000K 4000lm

**7204** Blanco-White  
LED 15W 4000K 1650lm

**7205** Blanco-White  
LED 20W 4000K 2200lm

**7206** Blanco-White  
LED 30W 4000K 3300lm

**7207** Blanco-White  
LED 40W 4000K 4400lm



ÓPTICAS 15/20W  
ref **7216** <sub>15°</sub>  
ref **7217** <sub>24°</sub>  
ref **7218** <sub>38°</sub> Included.

ÓPTICAS 15/20W  
ref **7216** <sub>15°</sub>  
ref **7217** <sub>24°</sub>  
ref **7218** <sub>38°</sub> Included.

ÓPTICAS 30W  
ref **7219** <sub>15°</sub>  
ref **7220** <sub>24°</sub>  
ref **7221** <sub>38°</sub> Included.

ÓPTICAS 40W  
ref **7222** <sub>15°</sub>  
ref **7223** <sub>24°</sub>  
ref **7224** <sub>38°</sub> Included.





**7208** Negro-Black  
LED 15W 3000K 1500lm

**7209** Negro-Black  
LED 20W 3000K 2000lm

**7210** Negro-Black  
LED 30W 3000K 3000lm

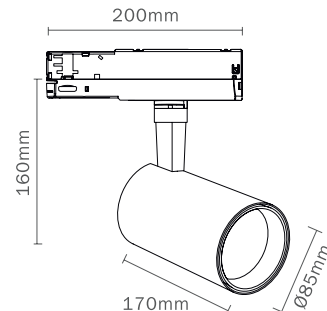
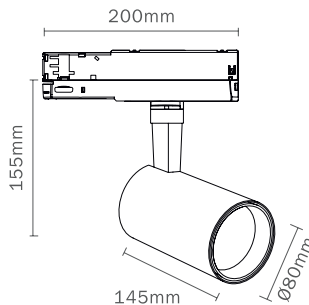
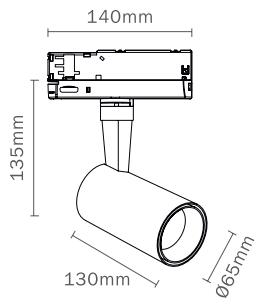
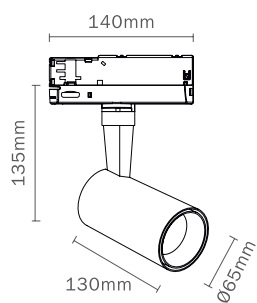
**7211** Negro-Black  
LED 40W 3000K 4000lm

**7212** Negro-Black  
LED 15W 4000K 1650lm

**7213** Negro-Black  
LED 20W 4000K 2200lm

**7214** Negro-Black  
LED 30W 4000K 3300lm

**7215** Negro-Black  
LED 40W 4000K 4400lm



**ÓPTICAS 15/20W**  
ref **7216** <sub>15°</sub>  
ref **7217** <sub>24°</sub>  
ref **7218** <sub>38°</sub> Included.

**ÓPTICAS 15/20W**  
ref **7216** <sub>15°</sub>  
ref **7217** <sub>24°</sub>  
ref **7218** <sub>38°</sub> Included.

**ÓPTICAS 30W**  
ref **7219** <sub>15°</sub>  
ref **7220** <sub>24°</sub>  
ref **7221** <sub>38°</sub> Included.

**ÓPTICAS 40W**  
ref **7222** <sub>15°</sub>  
ref **7223** <sub>24°</sub>  
ref **7224** <sub>38°</sub> Included.



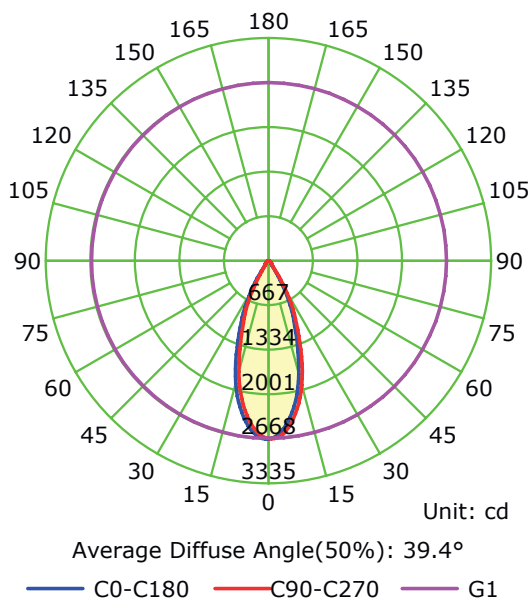




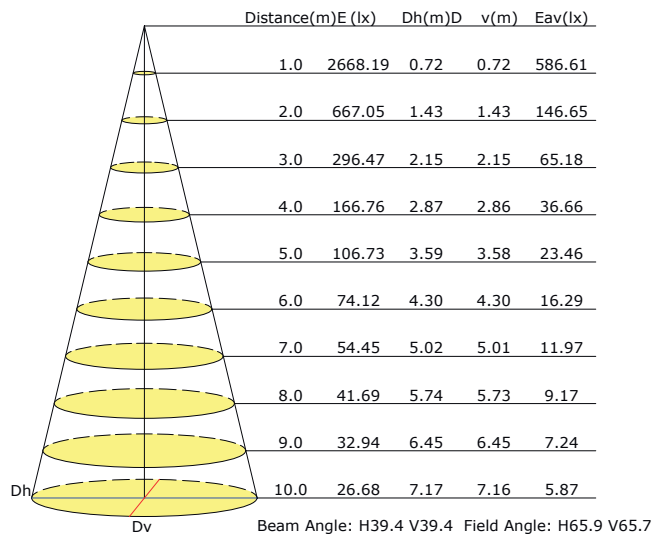
**NEW COLLECTION**

### LED 15W 4000K 38°

Luminous Intensity Distribution Curve

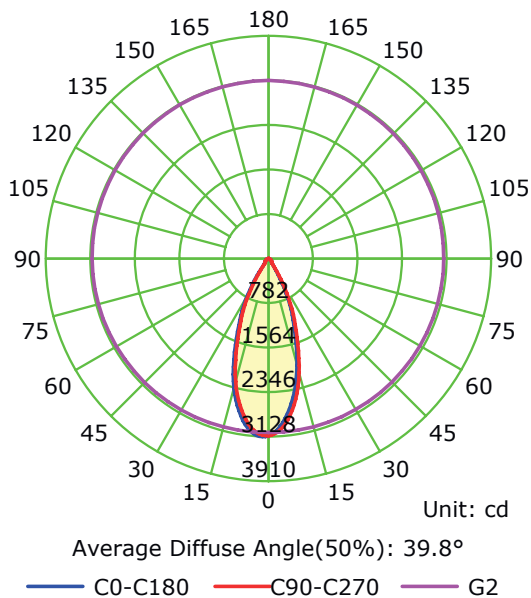


Illuminance at a Distance

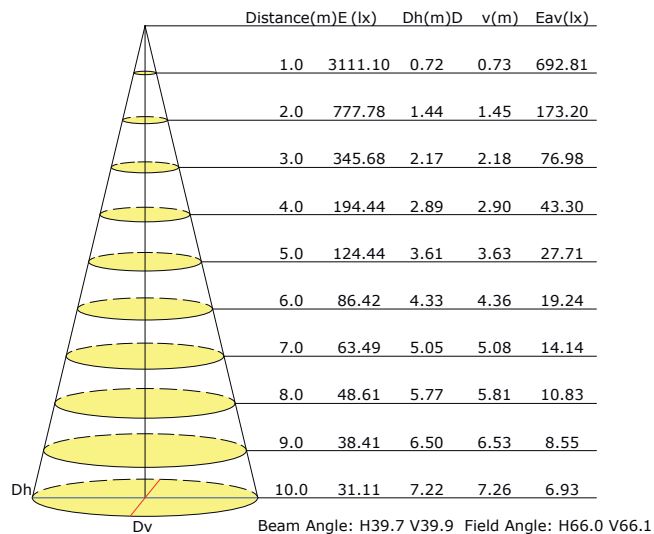


### LED 20W 4000K 38°

Luminous Intensity Distribution Curve

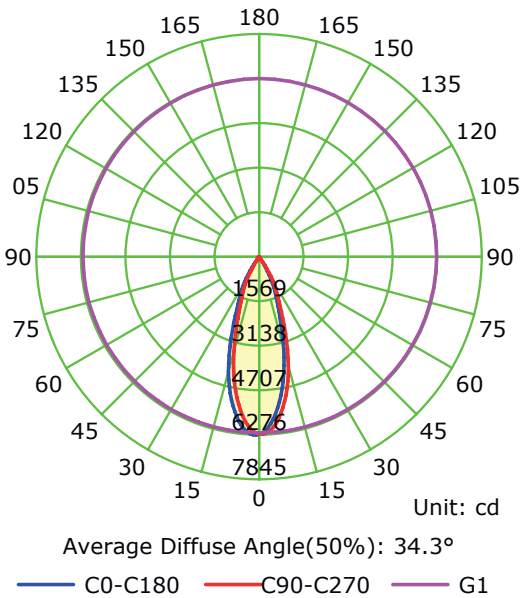


Illuminance at a Distance

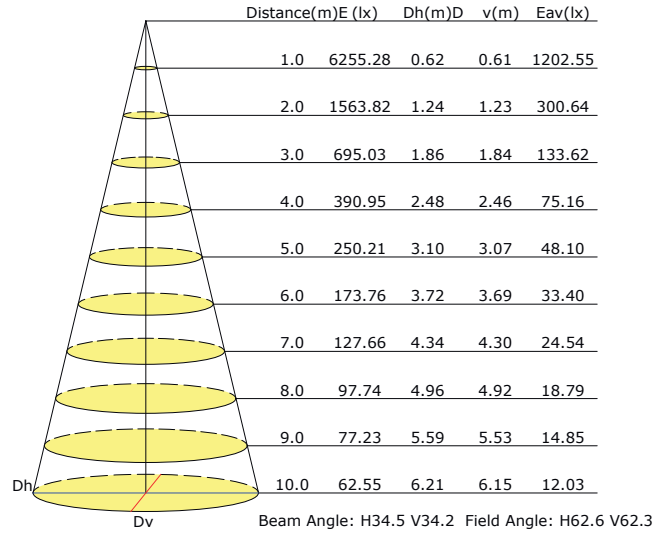


### LED 30W 4000K 38°

Luminous Intensity Distribution Curve

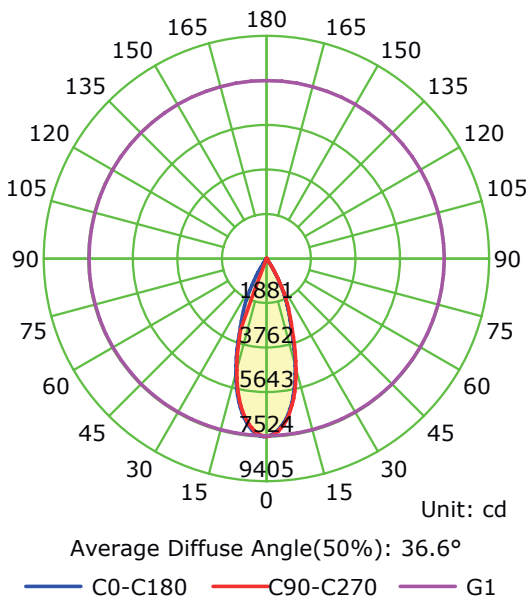


Illuminance at a Distance

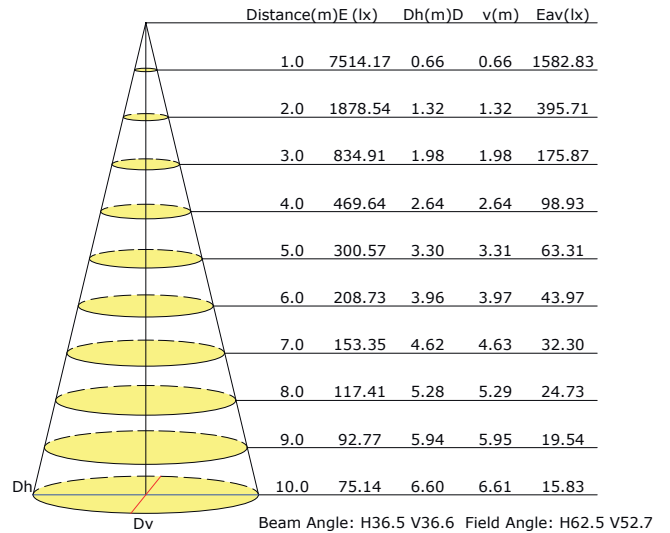


### LED 40W 4000K 38°

Luminous Intensity Distribution Curve




Illuminance at a Distance



**Alimentador intermedio recto- Middle feed straight**

XTS 142 Negro-Black  
XTS 143 Blanco-White



**Conector intermedio recto-Middle Straight Connector**

XTS 212 Negro-Black  
XTS 213 Blanco-White



**Conector esquina ajustable-Adjustable corner connector**

XTS 242 Negro-Black  
XTS 243 Blanco-White



**Conexión alimentador en L- polaridad interna**

*L-Feed Polarity Internal*

XTS 342 Negro-Black  
XTS 343 Blanco-White



**Conexión alimentador en L- polaridad externa**

*L-Feed Polarity external*

XTS 352 Negro-Black  
XTS 353 Blanco-White



**Kit suspension carril 1,5 m -Suspension Kit 1,5 m**

SPW11SK 215 length 1500 mm Negro-Black  
SPW11SK 315 length 1500 mm Blanco-White



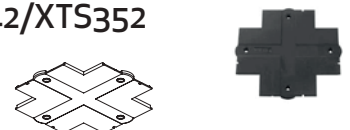
**Placa cubrir para XTS112/XTS122/XTS142**

XTSF 102 Negro-Black



**Placa cubrir para XTS342/XTS352**

XTSF 302 Negro-Black



**Cover Plate for XTS113/XTS123/XTS143**

XTSF 103 Blanco-White



**Cover Plate for XTS343/XTS353**

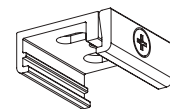
XTSF 303 Blanco-White



**Leva fijación techo fundición**

*Standard Clamp Die Cast*

SKB 122 Negro-Black  
SKB 123 Blanco-White

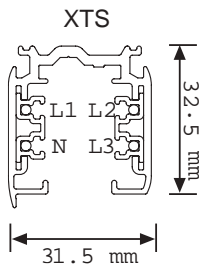
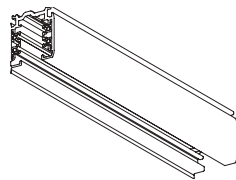


# TRACKS

## Carril Superficie-Surface mounted track

**XTS 41002** Negro-Black  
**XTS 41003** Blanco-White  
 Track length **1000 mm**

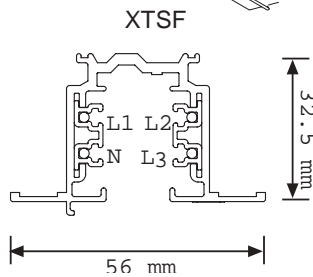
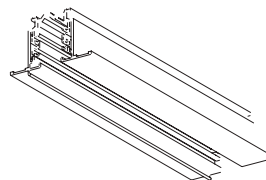
**XTS 42002** Negro-Black  
**XTS 42003** Blanco-White  
 Track length **2000 mm**



## Carril de empotrar-Recessed track

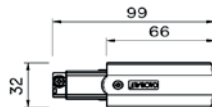
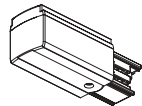
**XTSF41002** Negro-Black  
**XTSF41003** Blanco-White  
 Track length **1000 mm**

**XTSF42002** Negro-Black  
**XTSF 42003** Blanco-White  
 Track length **2000 mm**



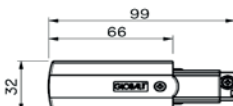
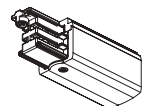
## Final alimentador polaridad derecha-End Feed Polarity Right

**XTS 112** Negro-Black  
**XTS 113** Blanco-White



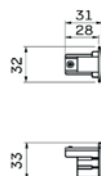
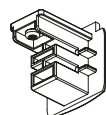
## Final alimentador polaridad izquierda-End Feed Polarity left

**XTS 122** Negro-Black  
**XTS 123** Blanco-White



## Tapa final-End Cap

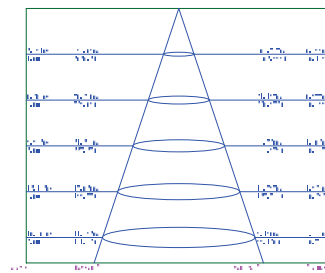
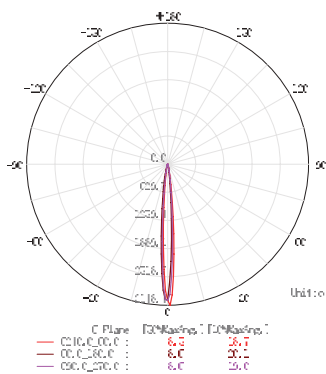
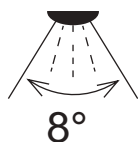
**XTS 412** Negro-Black  
**XTS 413** Blanco-White



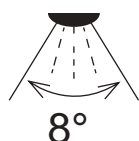
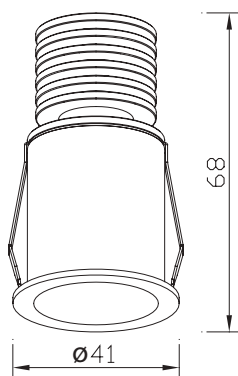
# GUINCHO



**6855** Blanco *Arena-Sand White*  
LED 3W 3000K 210lm



**6859** Blanco *Arena-Sand White*  
LED 3W 4000k 210lm



**6860** Negro *Arena-Sand Black*  
LED 3W 4000k 210lm

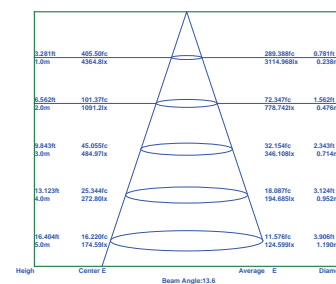
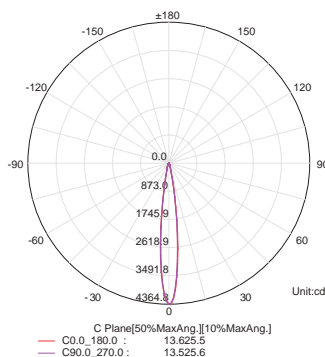



Aluminio-Aluminium 100-240V~ 50/60Hz CRI: > 80



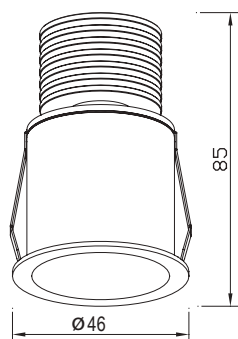
**6857** Blanco *Arena-Sand White*  
LED 5W 3000K 410lm

**6858** Negro *Arena-Sand Black*  
LED 5W 3000K 410lm



**6861** Blanco *Arena-Sand White*  
LED 5W 4000k 410lm

**6862** Negro *Arena-Sand Black*  
LED 5W 4000k 410lm



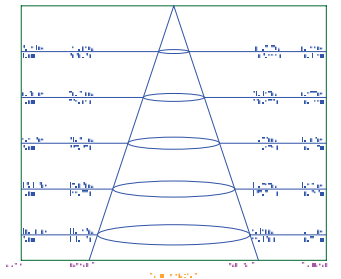
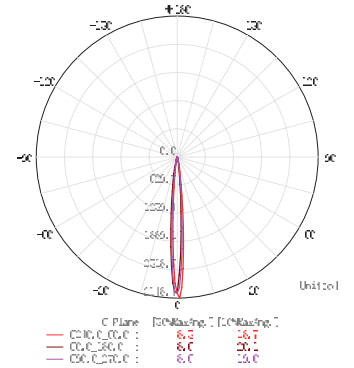
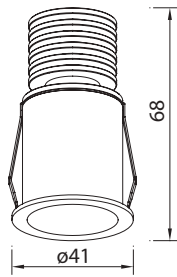
# GUINCHO

2700K



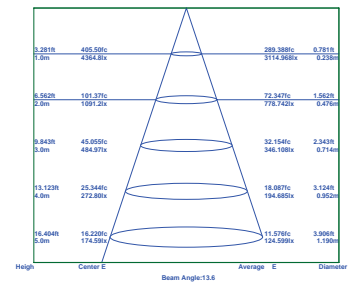
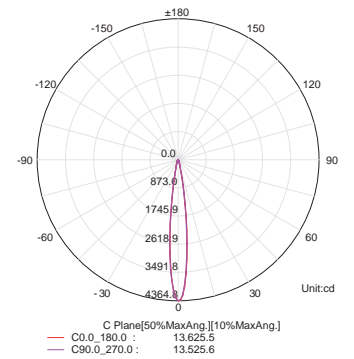
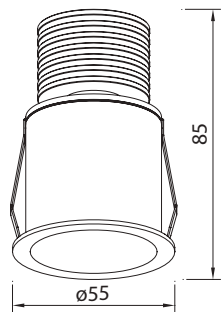
**7080 Blanco-White**  
LED 3W 210 lm

**7081 Negro-Black**  
LED 3W 210 lm



**7082 Blanco-White**  
LED 5W 410lm

**7083 Negro-Black**  
LED 5W 410lm





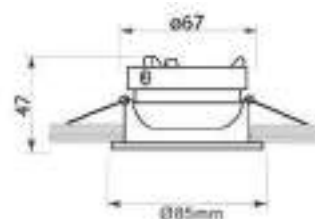
GUINCHO  
2700K



## GUINCHO GU10

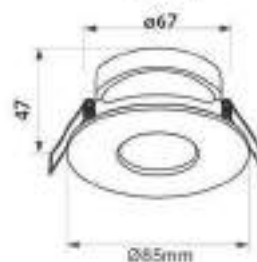
7535 Blanco arena-Sand white

1 × GU10



7536 Negroarena-Sand black

1 × GU10





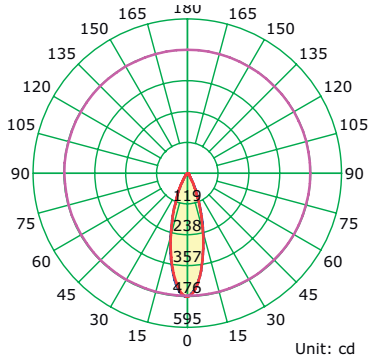
# NEPTUNO

**7451 Blanco-White**  
LED 3W 3000K 210lm

**7453 Negro-Black**  
LED 3W 3000K 210lm

**7452 Blanco-White**  
LED 3W 4000K 220lm

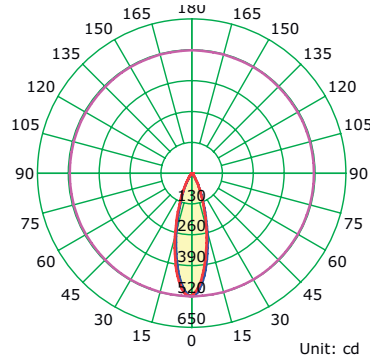
**7454 Negro-Black**  
LED 3W 4000K 220lm



**Iluminance at a Distance**

Distance(m)	E(lx)	Dh(m)	Dv(m)	Eav(lx)
1.0	476.67	0.55	0.54	81.21
2.0	119.17	1.09	1.08	20.30
3.0	52.96	1.64	1.62	9.02
4.0	29.79	2.19	2.17	5.08
5.0	19.07	2.74	2.71	3.25
6.0	13.24	3.28	3.25	2.26
7.0	9.73	3.83	3.79	1.66
8.0	7.45	4.38	4.33	1.27
9.0	5.88	4.92	4.87	1.00
10.0	4.77	5.47	5.42	0.81

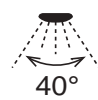
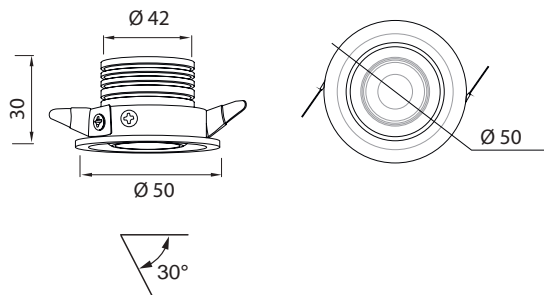
Beam Angle: H30.6 V30.3 Field Angle: H60.2 V59.6



**Iluminance at a Distance**

Distance(m)	E(lx)	Dh(m)	Dv(m)	Eav(lx)
1.0	518.69	0.53	0.53	86.17
2.0	129.67	1.05	1.05	21.54
3.0	57.63	1.58	1.59	9.57
4.0	32.42	2.10	2.13	5.39
5.0	20.75	2.63	2.66	3.45
6.0	14.41	3.15	3.19	2.39
7.0	10.59	3.68	3.72	1.76
8.0	8.10	4.20	4.25	1.35
9.0	6.40	4.73	4.78	1.06
10.0	5.19	5.25	5.31	0.86

Beam Angle: H29.4 V29.8 Field Angle: H58.6 V59.4



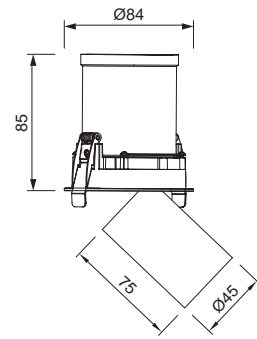
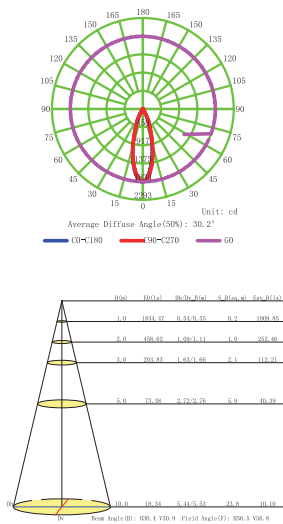
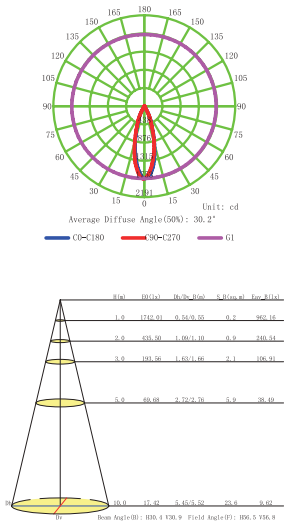
Aluminio-Aluminium 100-240V~ 50/60Hz CRI: > 90





**6400 Blanco-White**  
7W 3000K 610lm

**6401 Blanco-White**  
7W 4000K 630lm



**ErP** COMPLIANT **DRIVER TÜV** **RoHS** compliant

35° **75mm**

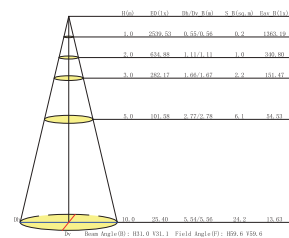
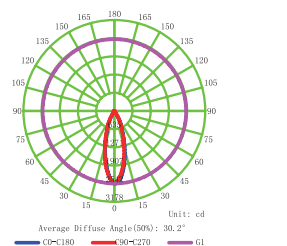
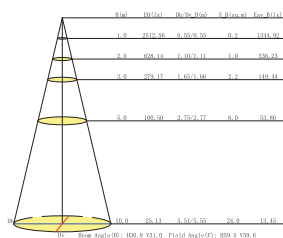
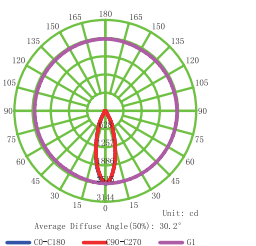
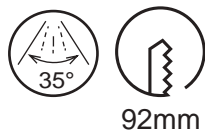
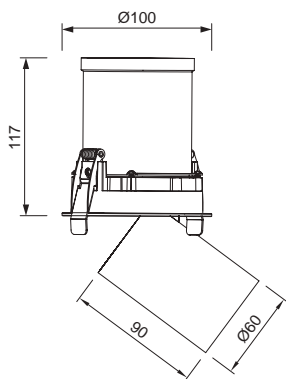
LED life / LED vida **30.000 h** **ON/OFF** **30.000** **5 años** WARRANTY GARANTIA LED **LED INCLUDED** **IP20**

Aluminio-Aluminium 220-240V~ 50/60Hz CRI:≥ 80



**6402 Blanco-White**  
12W 3000K 1020lm

**6403 Blanco-White**  
12W 4000K 1080lm



ErP COMPLIANT

DRIVER TÜV

RoHS compliant

LED life / LED vida  
30.000 h

ON/OFF  
30.000

garantia manifactura  
5 años  
WARRANTY  
GARANTIA  
LED

LED INCLUDED



IP20

Aluminio-Aluminium 220-240V~ 50/60Hz CRI:≥ 80

# FORMENTERA

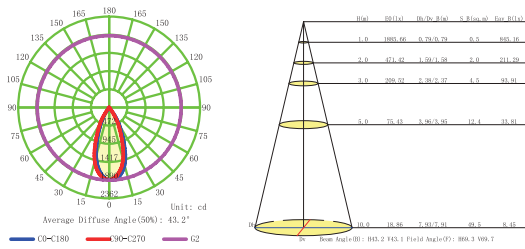




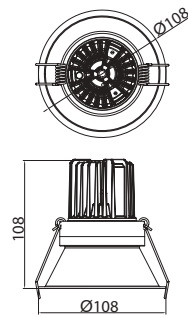
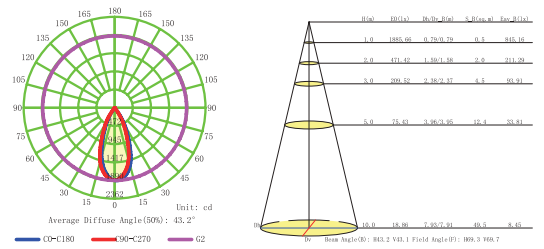


# FORMENTERA

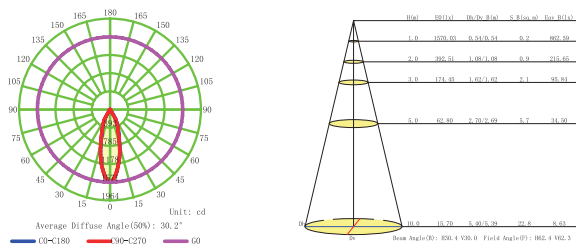
**C0073 Blanco Mate-Matt White**  
LED 12W 3000K 1040lm



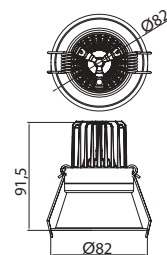
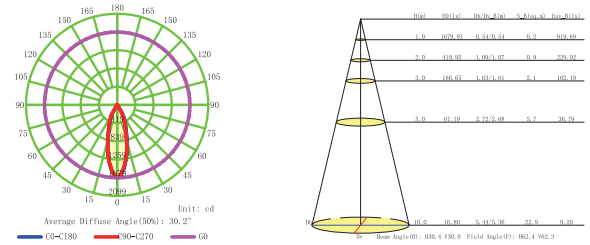
**C0074 Blanco Mate-Matt White**  
LED 12W 4000K 1080lm



**C0071 Blanco Mate-Matt White**  
LED 7W 3000K 610lm



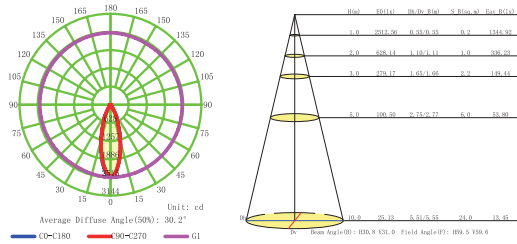
**C0072 Blanco Mate-Matt White**  
LED 7W 4000K 650lm



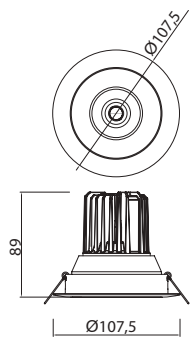
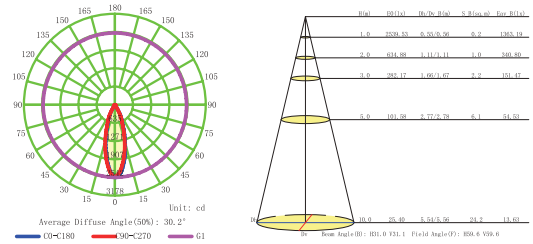
35° LED life / LED vida 30.000h ON / OFF 30.000 5 años WARRANTY GARANTIA LED INCLUDED IP20

Aluminio-Aluminium 220-240V~ 50/60Hz CRI: ≥ 80

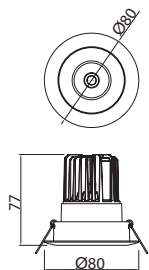
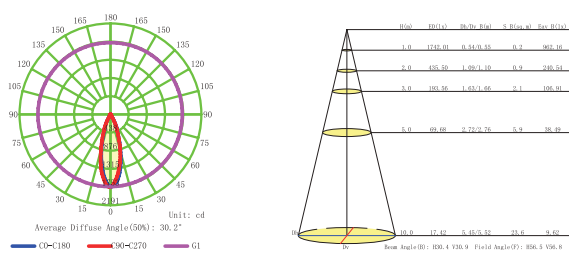
**CO077 Blanco Mate-Matt White**  
LED 12W 3000K 920lm



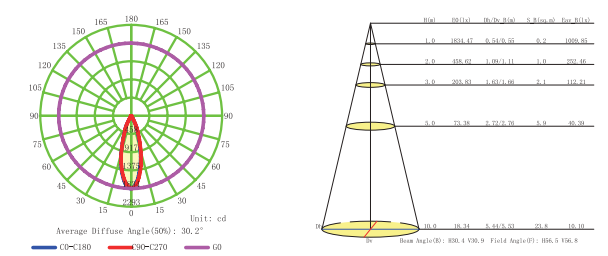
**CO078 Blanco Mate-Matt White**  
LED 12W 4000K 940lm



**CO075 Blanco Mate-Matt White**  
LED 7W 3000K 610lm



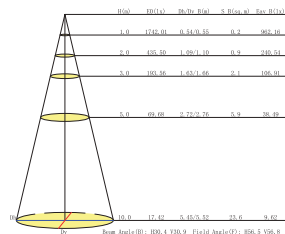
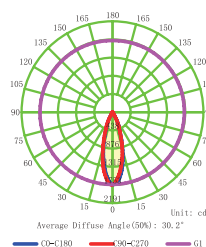
**CO076 Blanco Mate-Matt White**  
LED 7W 4000K 650lm



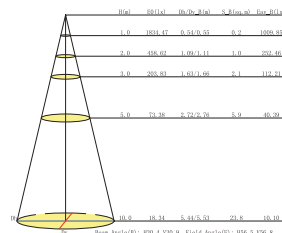
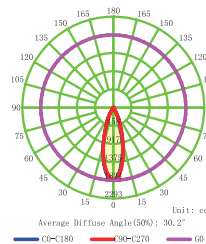
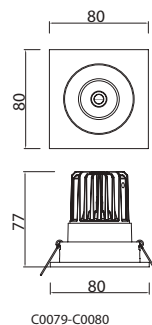
Aluminio-Aluminium 220-240V~ 50/60Hz CRI:≥ 80

# FORMENTERA

**C0079** Blanco Mate-Matt White  
LED 7W 3000K 610lm



**C0080** Blanco Mate-Matt White  
LED 7W 4000K 650lm





ErP  
COMPLIANT

DRIVER  
TÜV

RoHS  
compliant



Ref.C0041 - Ref.C0042



Ref.C0047 - Ref.C0048





Ref.C0043 - Ref.C0044



Ref.C0049 - Ref.C0050



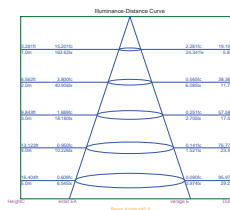
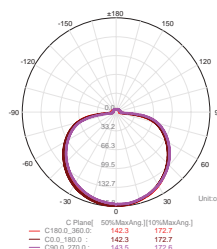
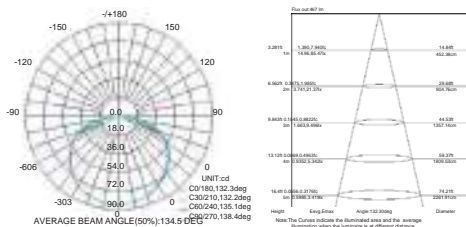
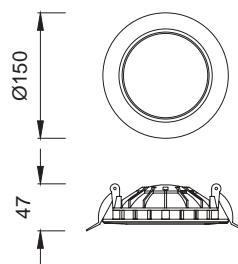



**CO041** Blanco Mate-Matt White  
LED 7W 3000K 540lm

**CO042** Blanco Mate-Matt White  
LED 7W 4000K 540lm

**CO047** Blanco Mate-Matt White  
LED 12W 3000K 1080lm

**CO048** Blanco Mate-Matt White  
LED 12W 4000K 1080lm





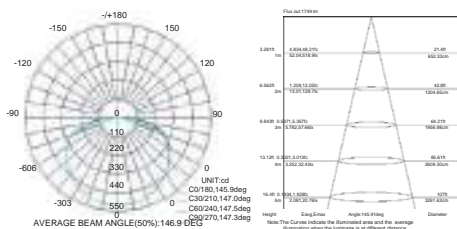
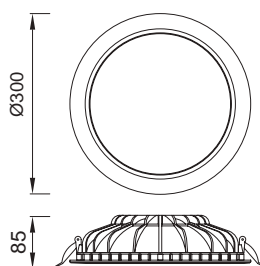
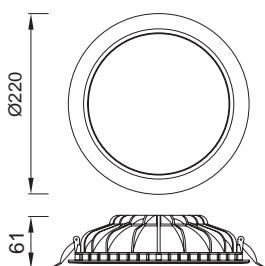


**C0043** Blanco Mate-Matt White  
LED 24W 3000 K 2160lm

**C0044** Blanco Mate-Matt White  
LED 24W 4000 K 2160lm

**C0049** Blanco Mate-Matt White  
LED 30W 3000 K 2550lm

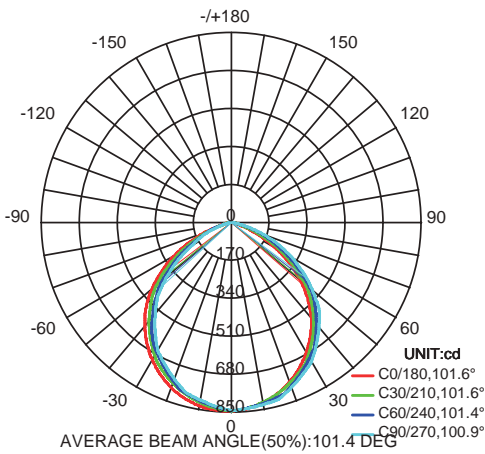
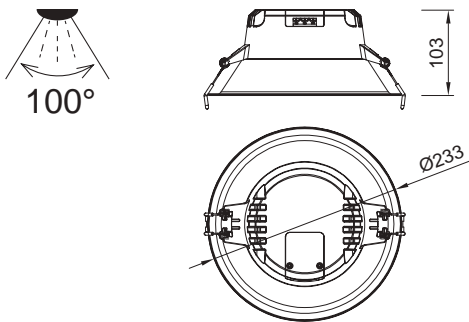
**C0050** Blanco Mate-Matt White  
LED 30W 4000 K 2600lm



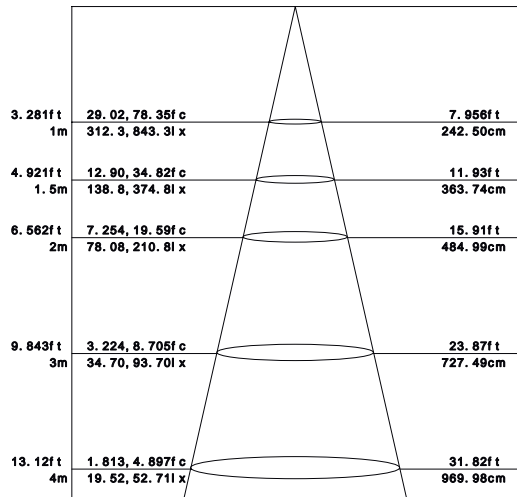


**6395 Blanco-White**  
LED 21W 3000K 1900lm

**6396 Blanco-White**  
LED 21W 4000K 2100lm



Flux out : 1444 l m



Height      Avg, Emax      Angle: 100.97deg      Diameter

Note: The Curves indicate the illuminated area and the average illumination when the luminaire is at different distance.

UGR<19

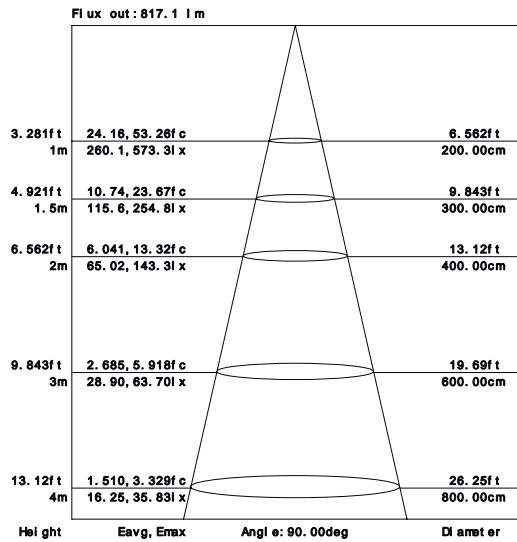
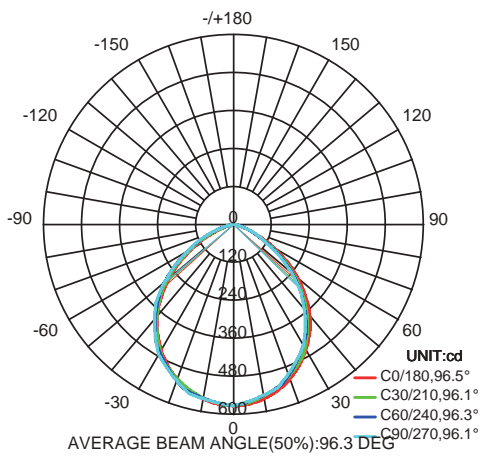
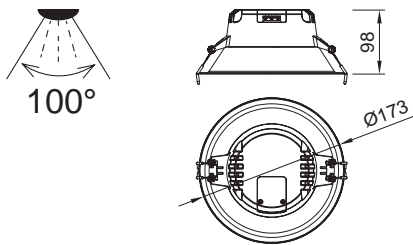


UGR<19



**6398 Blanco-White**  
LED 12W 3000K 1100lm

**6399 Blanco-White**  
LED 12W 4000K 1200lm



UGR<19



SPCC-PBT / PC 220-240V~ 50/60Hz CRI:≥ 80

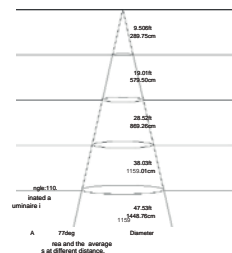
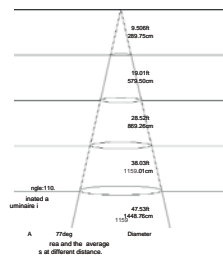
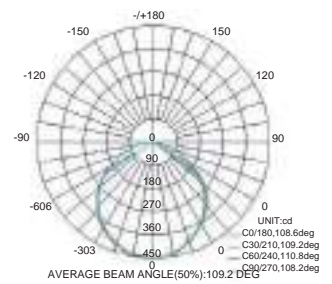
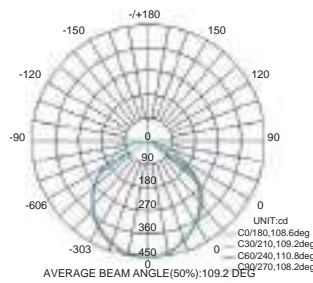
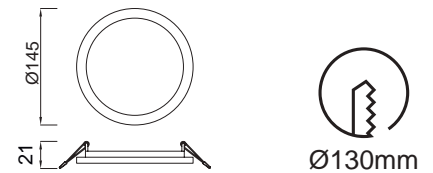
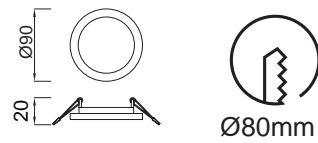


**C0180** Blanco Mate-Matt White  
LED 6W 540lm 4000K

**C0181** Blanco Mate-Matt White  
LED 12W 1080lm 4000K

**C0184** Blanco Mate-Matt White  
LED 6W 520lm 3000K

**C0185** Blanco Mate-Matt White  
LED 12W 990lm 3000K





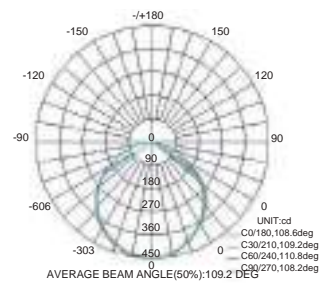
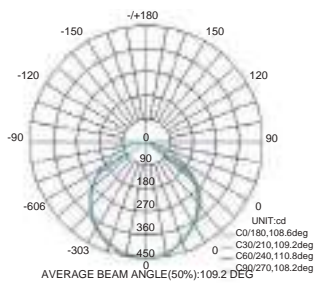
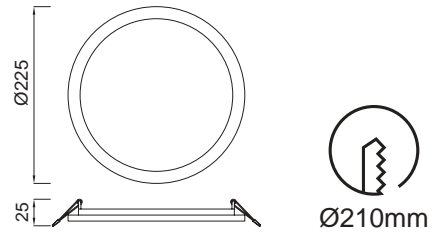
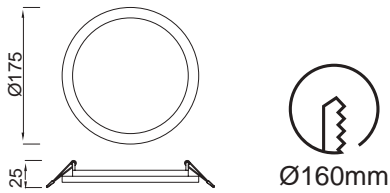


**C0182** Blanco Mate-Matt White  
LED 18W 1620lm 4000K

**C0183** Blanco Mate-Matt White  
LED 24W 2200lm 4000K

**C0186** Blanco Mate-Matt White LED  
LED 18W 1580lm 3000K

**C0187** Blanco Mate-Matt White  
LED 24W 2090lm 3000K



C0190-C0194



C0191-C0195



C0192-C0196



C0193-C0197


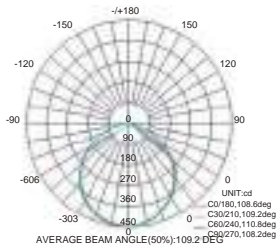
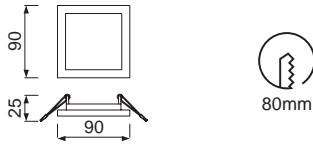







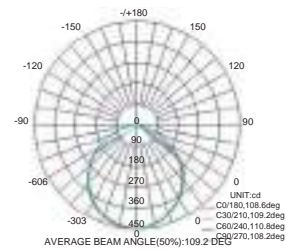
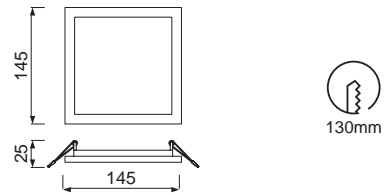
**C0190** Blanco Mate-Matt White  
LED 6W 540lm 4000K

**C0194** Blanco Mate-Matt White  
LED 6W 520lm 3000K



**C0191** Blanco Mate-Matt White  
LED 12W 1080lm 4000K

**C0195** Blanco Mate-Matt White  
LED 12W 990lm 3000K







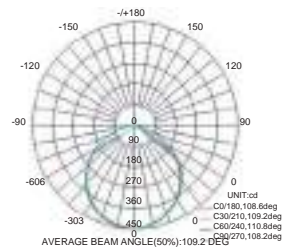
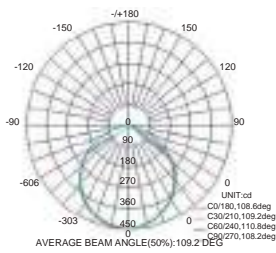
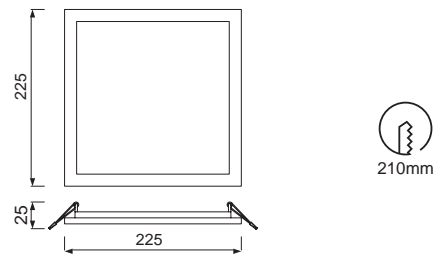
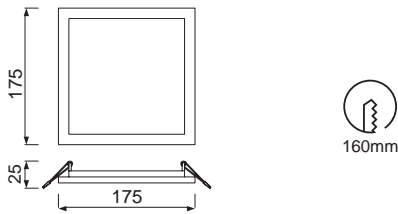


**C0192** Blanco Mate-Matt White  
LED 18W 1620lm 4000K

**C0193** Blanco Mate-Matt White  
LED 24W 2200lm 4000K

**C0196** Blanco Mate-Matt White  
LED 18W 1580lm 3000K

**C0197** Blanco Mate-Matt White  
LED 24W 2090lm 3000K



# BÁSICO GU10

Empotrable-Recessed



**C0002**

Nickel Satinado/Cromo  
Satin Nickel/Chrome



**C0001**



**C0004**

Blanco Mate  
Matt White



**C0003**



**C0006**

Aluminio Pulido  
Polished Aluminium



**C0005**

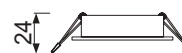
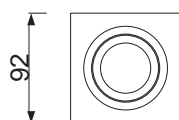


**C0008**

Negro Mate  
Matt Black



**C0007**






# BÁSICO GU10

Empotrable-Recessed



7740

Nickel Satinado/Cromo  
Satin Nickel /Chrome




7741

Blanco Mate  
Matt White



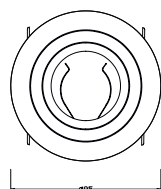
7742

Aluminio Pulido  
Polished Aluminium



7743

Negro Mate  
Matt Black



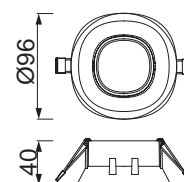




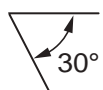
**C0160** Blanco Mate-Matt White  
1 x GU10



**C0161** Plata mate-Matt silver  
1 x GU10



**C0164** Negro Mate-Matt Black  
1 x GU10



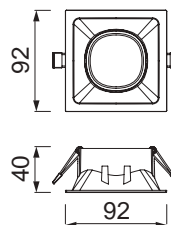




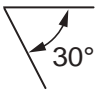
**C0162** Blanco Mate-Matt White  
1 × GU10



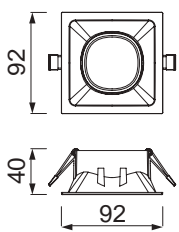
**C0163** Plata mate-Matt silver  
1 × GU10







**C0165** Negro Mate-Matt Black  
1 × GU10

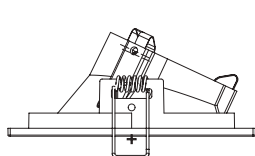
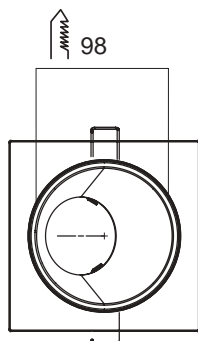
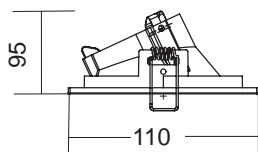


Aluminio-Aluminium 100-240V ~ 50/60Hz máx 12WLED

# BRANDON

**6902** Blanco Mate-Matt White

1 x GU10



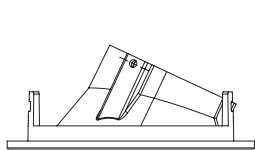
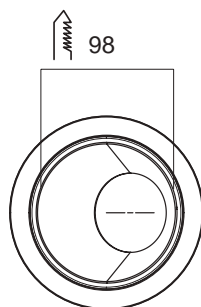
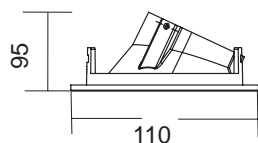
**6903** Negro Mate-Matt Black

1 x GU10



**6900** Blanco Mate-Matt White

1 x GU10



**6901** Negro Mate-Matt Black

1 x GU10



NOT INCLUDED

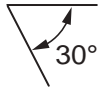


garantia manfrecos 2 años WARRANTY GARANTIA

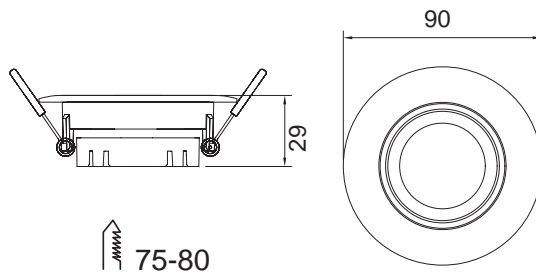


IP20





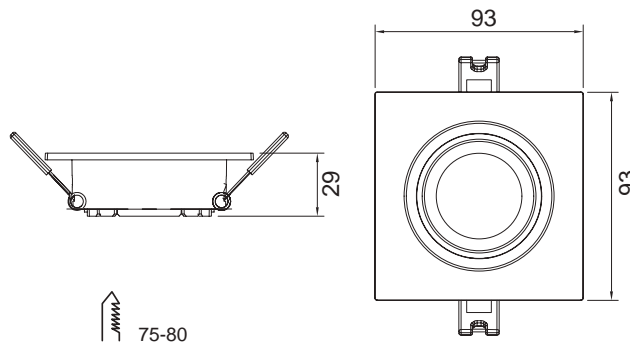
**6835** Blanco-White  
1 × GU10



**6837** Blanco-White  
1 × GU10



**6838** Negro-Black  
1 × GU10





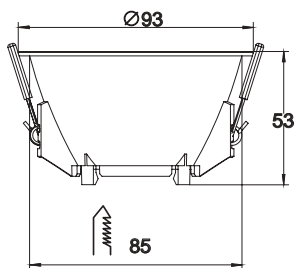
# LAMBOR JINI

**6839** Blanco-White

1 × GU10

**6840** Negro-Black

1 × GU10 m

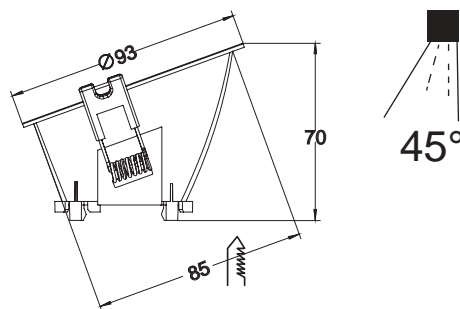


**6843** Blanco-White

1 × GU10

**6844** Negro-Black

1 × GU10

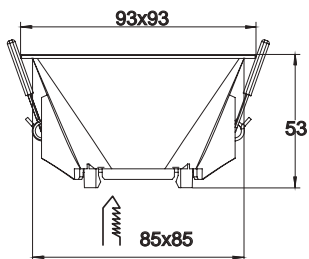


**6841** Blanco-White

1 × GU10

**6842** Negro-Black

1 × GU10

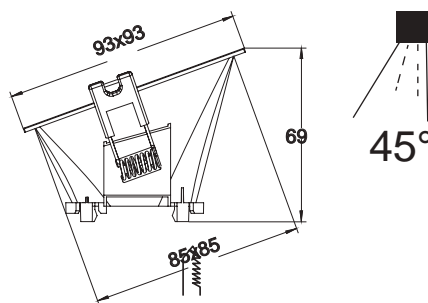


**6845** Blanco-White

1 × GU10

**6846** Negro-Black

1 × GU10



**PCB by SAMSUNG**

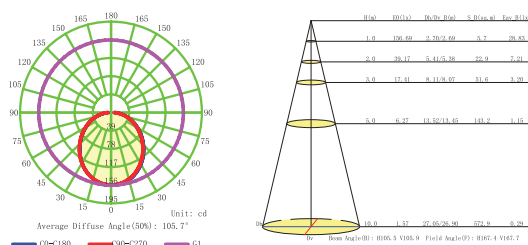
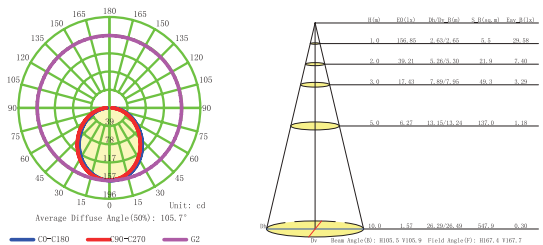
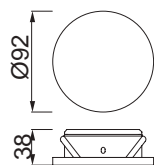


# METACRILATO



**CO083** Blanco Mate-Matt White  
LED 7W 3000 K 490lm

**CO084** Blanco Mate-Matt White  
LED 7W 4000 K 520lm







# GRACIOSA

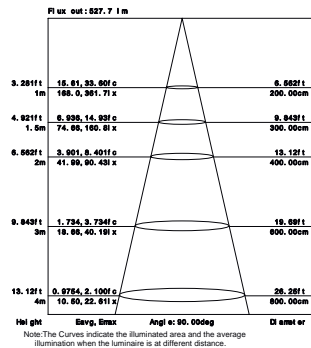
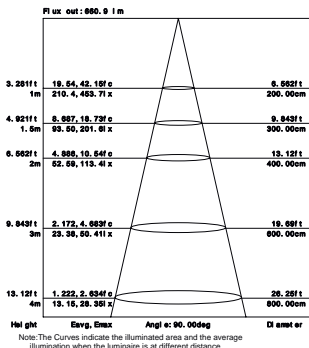
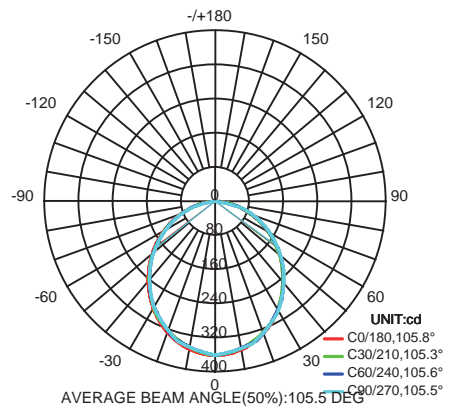
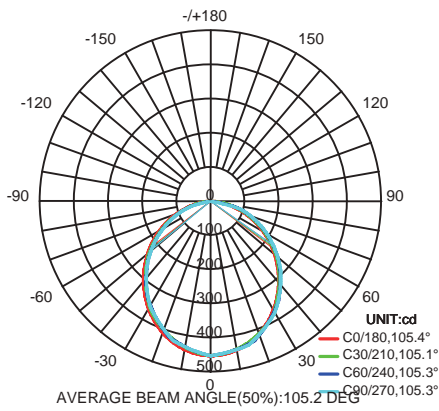
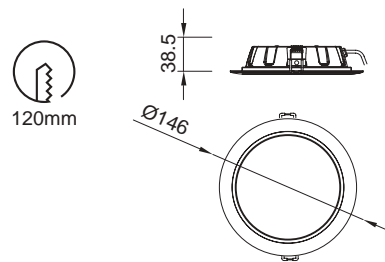
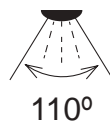
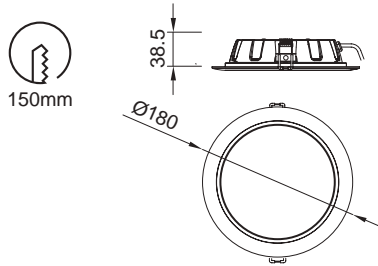


**6392 Blanco-White**  
LED 15,3W 3000K 1100lm

**6394 Blanco-White**  
LED 10,8W 3000K 820lm

**6393 Blanco-White**  
LED 15,3W 4000K 1200lm

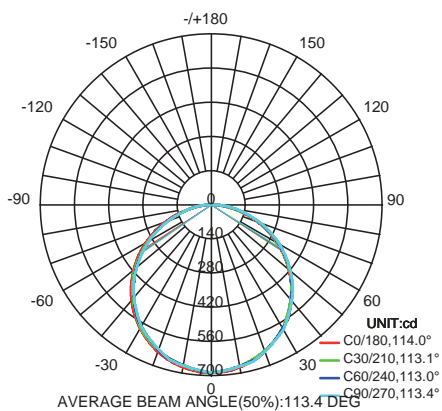
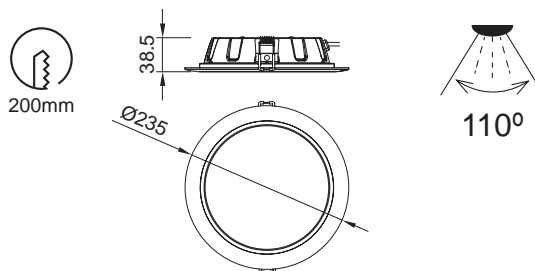
**6397 Blanco-White**  
LED 10,8W 4000K 850lm





**6390 Blanco-White**  
LED 24,5W 3000K 1900lm

**6391 Blanco-White**  
LED 24,5W 4000K 2100lm



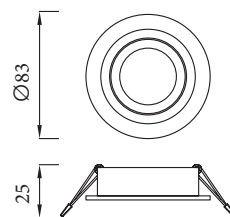
Flux out: 1051 l m

Height	Avg. Emx	Emax	Angle: 90.00deg	Diameter
3.281ft 1m	31.07	83.85f c	6.582ft	200.00cm
4.921ft 1.5m	13.81	28.38f c	9.843ft	300.00cm
6.562ft 2m	7.787	15.98f c	13.12ft	400.00cm
9.843ft 3m	3.452	7.095f c	19.89ft	600.00cm
13.12ft 4m	1.942	3.991f c	28.28ft	800.00cm

Note: The Curves indicate the illuminated area and the average illumination when the luminaire is at different distance.



**6405** Blanco mate-Matt White  
1 x GU10



**6406** Aluminio Plata-Silver Aluminium  
1 x GU10



NOT INCLUDED



IP54

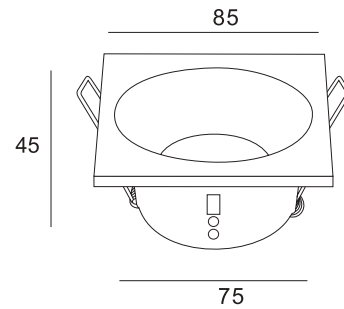
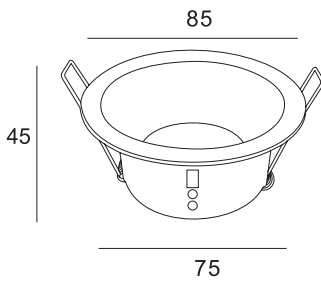
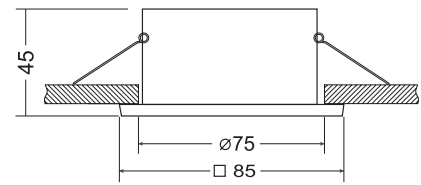
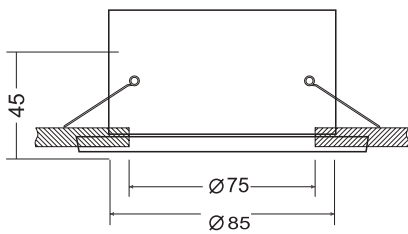
Aluminio-Aluminium 100-240V~ 50/60Hz máx 12W LED

**6810** Blanco Mate-Matt White  
LED 1× GU10

**6812** Blanco Mate-Matt White  
LED 1× GU10

**6811** Negro Mate-Matt Black  
LED 1× GU10

**6813** Negro Mate-Matt Black  
LED 1× GU10

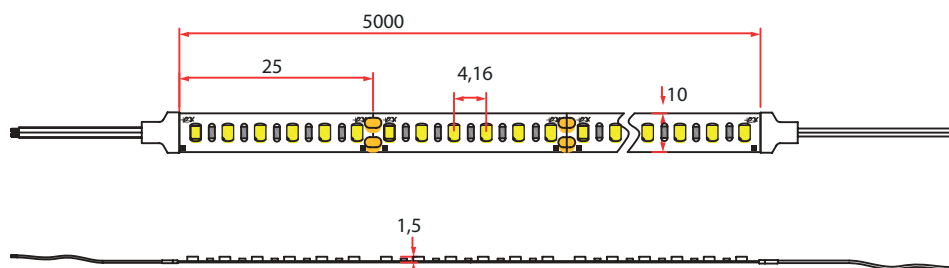


Aluminio-Aluminium 100-240V~ 50/60Hz máx 12 WLED

# TIRAS-STRIPS

Tira LED flexible para uso interior IP20

IP20 Flexible LED strip for indoor lighting



## Características técnicas / Technical characteristics

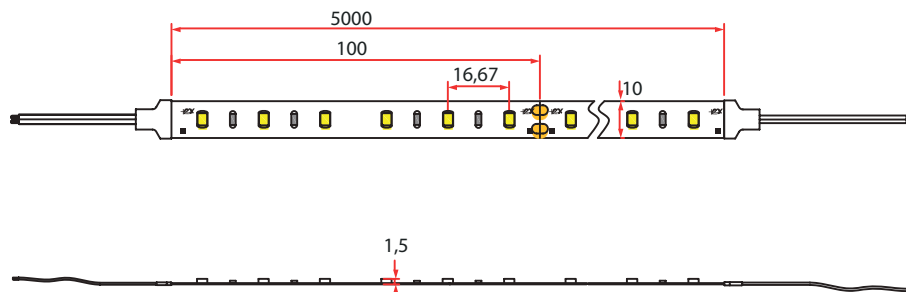
Ref.	Color Colour	Color temp. Colour Tª	Tensión DC voltage DC	Ud. LED metro LED units meter	Potencia por metro Power meter	Eficiencia luminosa metro Luminous efficacy meter	Eficiencia luminosa vatio Luminous efficacy watt	CRI	SDCM	Ancho Wide	Corte Cut	Ud. LED corte LED units cut	Metros rollo Meters reel	Protección Protection
		K	V		W/m	lm/m*	lm/W			mm	mm	pcs	m	IP
7366	●	2700	24	240	19,2	1400	73	≥ 90	< 3	10	25	6	5	20
7367	●	3000	24	240	19,2	1470	77	≥ 90	< 3	10	25	6	5	20
7368	○	4000	24	240	19,2	1540	80	≥ 90	< 3	10	25	6	5	20



# TIRAS-STRIPS

Tira LED flexible para uso interior. IP20

IP20 Flexible LED strip for indoor use



## Características técnicas / Technical characteristics

Ref.	Color Colour	Color temp. Colour T <sup>a</sup>	Tensión DC voltage DC	Ud. LED metro LED units meter	Potencia por metro Power meter	Eficiencia luminosa metro Luminous efficacy meter	Eficiencia luminosa vatio Luminous efficacy watt	CRI	SDCM	Ancho Wide	Corte Cut	Ud. LED corte LED units cut	Metros rollo Meters reel	Protección Protection
		K	V		W/m	lm/m*	lm/W			mm	mm	pcs	m	IP
7360	●	2700	24	60	9,6	650	68	≥ 90	< 3	10	100	6	5	20
7361	●	3000	24	60	9,6	685	71	≥ 90	< 3	10	100	6	5	20
7362	○	4000	24	60	9,6	715	74	≥ 90	< 3	10	100	6	5	20

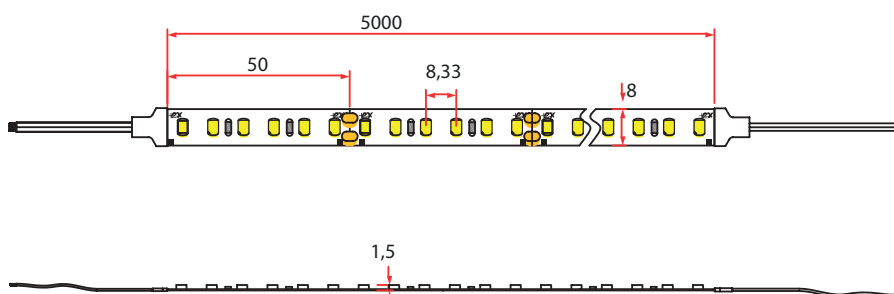


24V CRI: ≥ 90 tc < 65°

# TIRAS-STRIPS

Tira LED flexible para uso interior. IP20

IP20 Flexible LED strip for indoor use



## Características técnicas / Technical characteristics

Ref.	Color Colour	Color temp. Colour T <sup>a</sup>	Tensión DC voltage DC	Ud. LED metro LED units meter	Potencia por metro Power meter	Eficiencia luminosa metro Luminous efficacy meter	Eficiencia luminosa vatio Luminous efficacy watt	CRI	SDCM	Ancho Wide	Corte Cut	Ud. LED corte LED units cut	Metros rollo Meters reel	Protección Protection
		K	V		W/m	lm/m*	lm/W			mm	mm	pcs	m	IP
7363	●	2700	24	120	14,4	1010	70	≥ 90	< 3	8	50	6	5	20
7364	●	3000	24	120	14,4	1060	74	≥ 90	< 3	8	50	6	5	20
7365	○	4000	24	120	14,4	1110	77	≥ 90	< 3	8	50	6	5	20

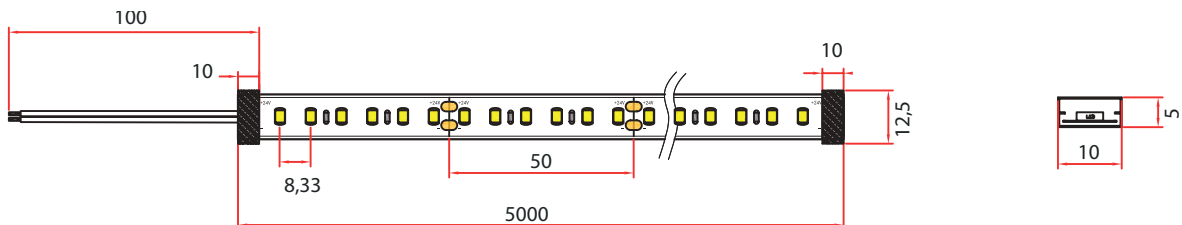


24V CRI: ≥ 90 tc < 65°



# TIRAS-STRIPS

Tira LED flexible para uso exterior IP65  
 IP65 Flexible LED strip for outdoor lighting



## Características técnicas / Technical characteristics

Ref.	Color Colour	Color temp. Colour T°	Tensión DC voltage DC	Ud. LED metro LED units meter	Potencia por metro Power meter	Eficiencia luminosa metro Luminous efficacy meter	Eficiencia luminosa vatio Luminous efficacy watt	CRI	SDCM	Ancho Wide	Corte Cut	Ud. LED corte LED units cut	Metros rollo Meters reel	Protección Protection
		K	V		W/m	lm/m*	lm/W			mm	mm	pcs	m	IP
7369		3000	24	120	14,4	950	66	≥ 90	< 3	10	50	6	5	65
7370		4000	24	120	14,4	995	69	≥ 90	< 3	10	50	6	5	65

## Accesorios de corte IP no incluidos / IP Cutting accessories not included



7406 Conexión estanca DC/Waterproof connection



7404 Pegamento silicona/Silicone glue



7403 Final silicona con agujeros  
Silicone end cap w/holes

7405 Final silicona/Silicone End cap



24V CRI: ≥ 90 tc < 65°

# PERFILES-PROFILES

Perfil para tiras LED

Profile for LED strips



**7381** Blanco-White

**7382** Negro-Black

**7383** Aluminio-Aluminium

Piezas incluidas/Included pieces

Piezas incluidas/Included pieces

Piezas incluidas/Included pieces

2 m



2 m



2 m



Perfil+difusor/Profile+diffuser

Perfil+difusor/Profile+diffuser

Perfil+difusor/Profile+diffuser

2 x 7384



2 x 7385



2 x 7386



2 x 7387



2 x 7388



2 x 7389



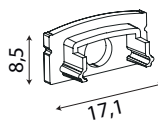
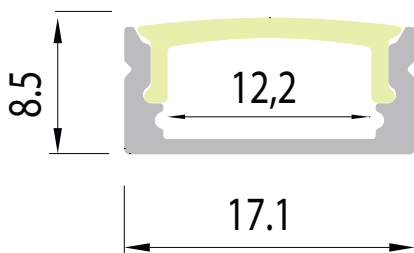
4 x 7391



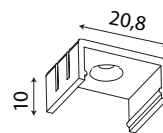
4 x 7391



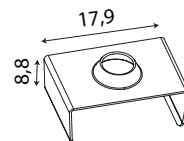
4 x 7390



Tapa/End cap



Clip PC transparent



Clip aluminium




Aluminio+PCB/Aluminium+PCB

# PERFILES-PROFILES

Perfil para tiras LED

Profile for LED strips



7392 Blanco-White

7393 Negro-Black

7394 Aluminio-Aluminium

Piezas incluidas/Included pieces

Piezas incluidas/Included pieces

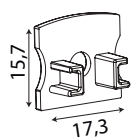
Piezas incluidas/Included pieces



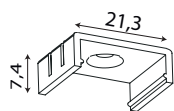
Perfil+difusor/Profile+diffuser

Perfil+difusor/Profile+diffuser

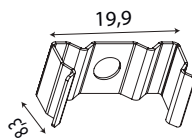
Perfil+difusor/Profile+diffuser



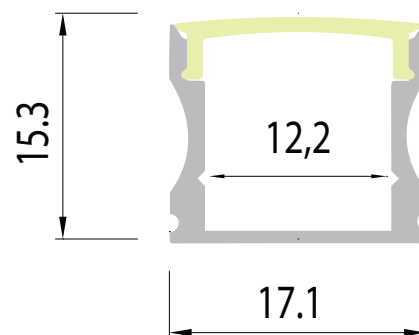
Tapa/End cap



Clip PC transparent



Clip aluminium



Aluminio+PCB/Aluminium+PCB

# PERFILES-PROFILES

Perfiles Empotrables para tiras LED

Recessed Profile for LED strips



**7407** Blanco-White

**7408** Negro-Black

**7409** Aluminio-Aluminium

**Piezas incluidas/Included pieces**

**Piezas incluidas/Included pieces**

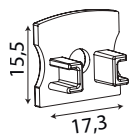
**Piezas incluidas/Included pieces**



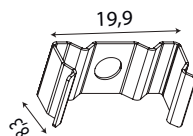
**Perfil+difusor/Profile+diffuser**

**Perfil+difusor/Profile+diffuser**

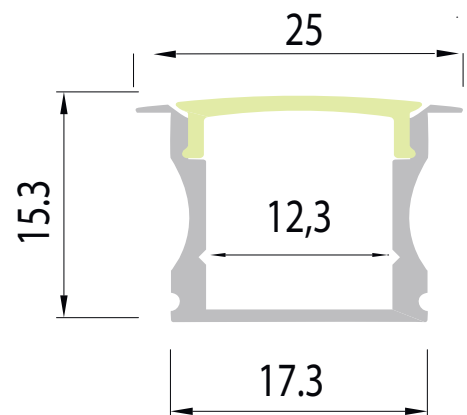
**Perfil+difusor/Profile+diffuser**



Tapa/End cap



Clip aluminium



Aluminio+PCB/Aluminium+PCB

# ALIMENTADORES-DRIVERS

Tension constante 24v IP67

IP67 24v Constant voltage

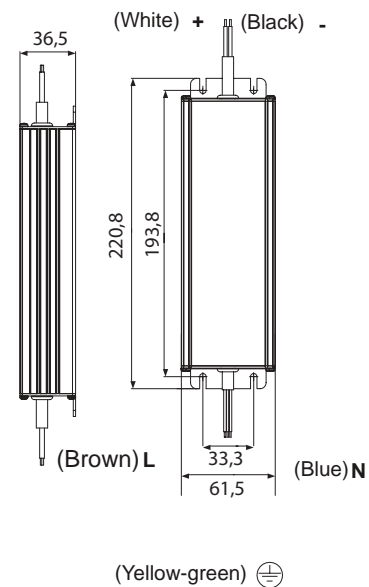
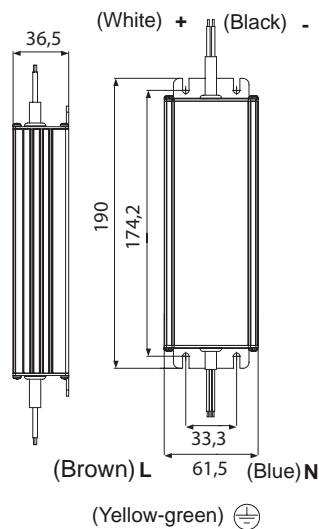
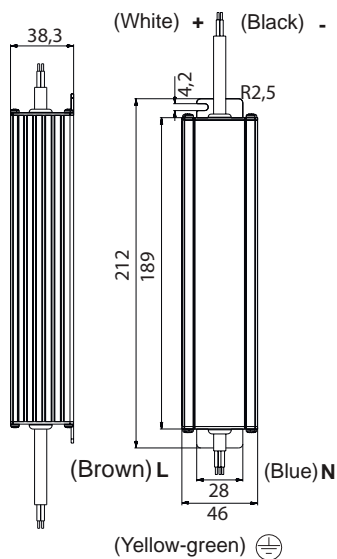
7378



7379



7380



## Características técnicas / Technical characteristics

Ref.	Art.-No	Tensión nominal de entrada	Rango de potencia en módulo	Tensión de salida DC	Corriente de salida máxima	Factor de potencia	Frecuencia	Temp. máx. envolvente	Temp. funcionamiento	Protección
		Nominal input voltage	Output power range	Output voltage DC	Maximum output current	Power factor	Frequency	Max temp.at tc point	Operating temp.	Protection
		Vac	W	Vdc	A	$\lambda$	Hz	tc (°C)	ta (°C)	IP
7378	SPE100-24VLP	200-240V	0-100	24	4.17	$\geq 0,95$	50/60	90°	-20...+60°	67
7379	SPE150-24VLP	200-240V	0-150	24	6.25	$\geq 0,95$	50/60	90°	-20...+60°	67
7380	SPE200-24VLP	200-240V	0-200	24	8.33	$\geq 0,95$	50/60	90°	-20...+60°	67



SELV



# ALIMENTADORES-DRIVERS

Tension constante 24v

24v Constant voltage



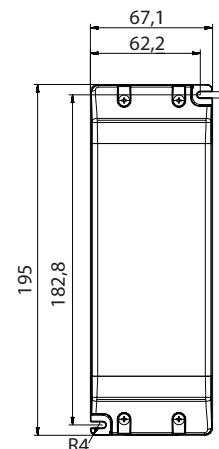
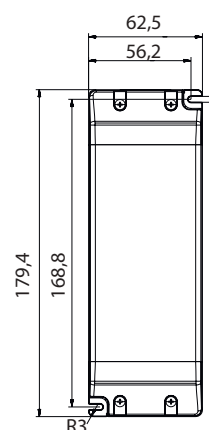
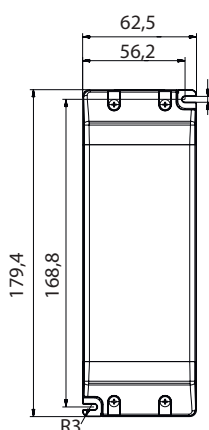
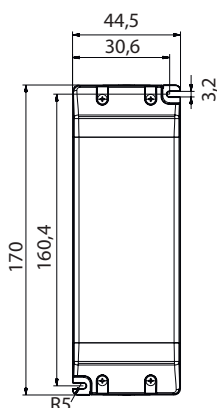
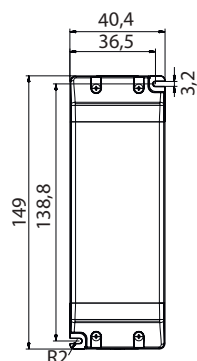
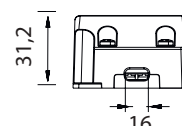
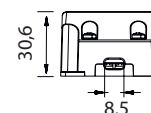
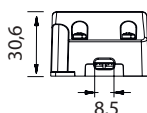
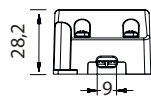
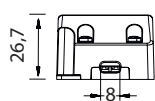
7371

7372

7373

7374

7375



## Características técnicas / Technical characteristics

Ref.	Art.-No	Tensión nominal de entrada Nominal input voltage	Rango de potencia en módulo Output power range	Tensión de salida DC Output voltage DC	Corriente de salida máxima Maximum output current	Factor de potencia Power factor	Frecuencia Frequency	Temp. máx. envolvente Max temp.at tc point	Temp. funcionamiento Operating temp.	Protección Protection
		Vac	W	Vdc	A	$\lambda$	Hz	tc (°C)	ta (°C)	IP
7371	SE30-24VL	200-240V	0-30	24	1.25	$\geq 0,9$	50/60	80°	-20...+45°	20
7372	SE60-24VL	200-240V	0-60	24	2.5	$\geq 0,95$	50/60	90°	-20...+45°	20
7373	SE100-24VL	220-240V	0-100	24	4.17	$\geq 0,95$	50/60	90°	-20...+45°	20
7374	SE150-24VL	220-240V	0-150	24	6.25	$\geq 0,9$	50/60	90°	-20...+45°	20
7375	SNP250-24VL	200-240V	0-250	24	10.4	$\geq 0,95$	50/60	90°	-20...+45°	20



SELV



# ALIMENTADORES-DRIVERS

Tension constante 24v finos

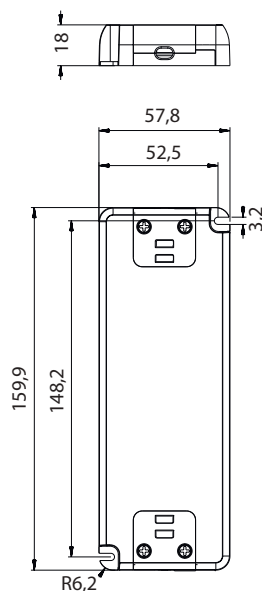
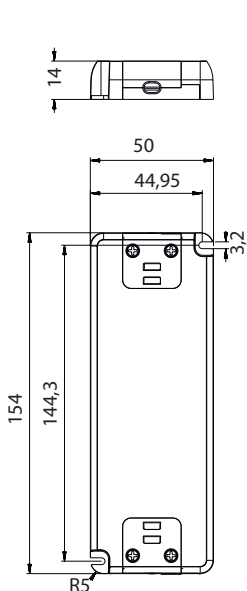
24v Constant voltage slim



7376



7377



## Características técnicas / Technical characteristics

Ref.	Art.-No	Tensión nominal de entrada Nominal input voltage	Rango de potencia en módulo Output power range	Tensión de salida DC Output voltage DC	Corriente de salida máxima Maximum output current	Factor de potencia Power factor	Frecuencia Frequency	Temp. máx. envolvente Max temp. at tc point	Temp. funcionamiento Operating temp.	Protección Protection
		Vac	W	Vdc	A	$\lambda$	Hz	tc (°C)	ta (°C)	IP
7376	SS30-24VF	220-240V	0-30	24	1.25	$\geq 0,95$	50/60	85°	-20...+45°	20
7377	SS60-24VF	200-240V	0-60	24	2.5	$\geq 0,9$	50/60	80°	-20...+50°	20



SELV



## Controlador LED DIM-TW

DIM-TWLED Controller

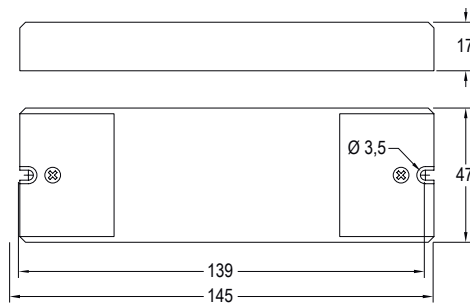


El controlador PRO-DIMTW-C01 permite controlar la iluminación de una tira LED monocolor o de Blanco Dinámico (TW) desde un mando a distancia.

El controlador puede ser sincronizado con hasta 8 mandos a distancia simultáneamente. Cada mando a distancia puede controlar hasta 4 controladores diferentes de manera autónoma.

*PRO-DIMTW-C01 can control single colour (1CH) or Tunable White (2CH) LED Strips from an RF remote control.*

*The controller could be linked with up to 8 remotes at the same time. Each remote can control 4 controllers independently.*



### Accesorios / Accessories

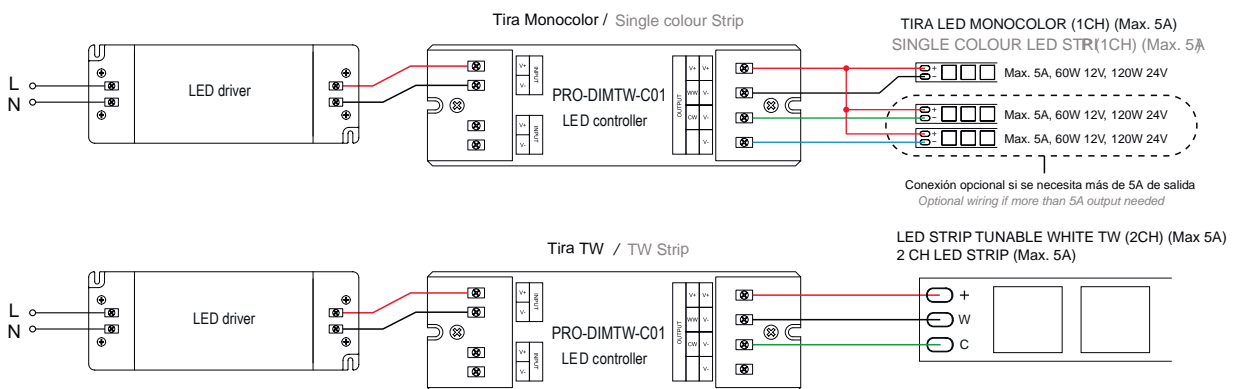
Ref 9955911 PRO-DIM-R01



### Esquema de conexión / Connection diagram

Ref.	Tensiones de entrada y salida Input-output Voltage	Tipo de regulación Control signal	Intensidad máx. de salida Max output current	Potencia máx. de salida Max output power	Tipo tira Led Led strip type	Control a través de Tipo Control made by
	V	mA	A	12V 24V		Mando a distancia RF
9955912	12-24	PWM	3 x 5A DIM 2x 5A TW	60W CH 120 W CH	Monocolor (1CH-DIM) TW (2CH)	RF Remote control

### Modos de control y funcionamiento / Functions and control modes



PWM





## Mando a distancia DIM Monocolor

*DIM Single Colour remote control*



El mando PRO-DIM-R01 puede controlar hasta un máximo de 20 receptores.

Permite regular la intensidad de la luz.

Permite controlar hasta 4 zonas independientes.

Cada zona puede ser de uno o más controladores

Permite programar 2 escenas en memoria.

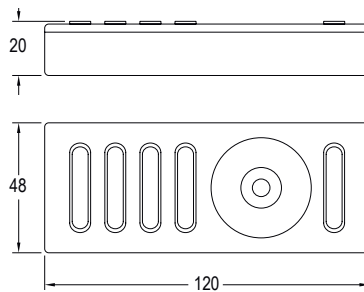
*The PRO-DIM-R01 remote control can control a maximum of 20 receivers.*

*Allows regulation of lighting intensity.*

*Can control up to 4 independent zones.*

*Each zone can be with one or more controllers.*

*Can program 2 saving scenes.*



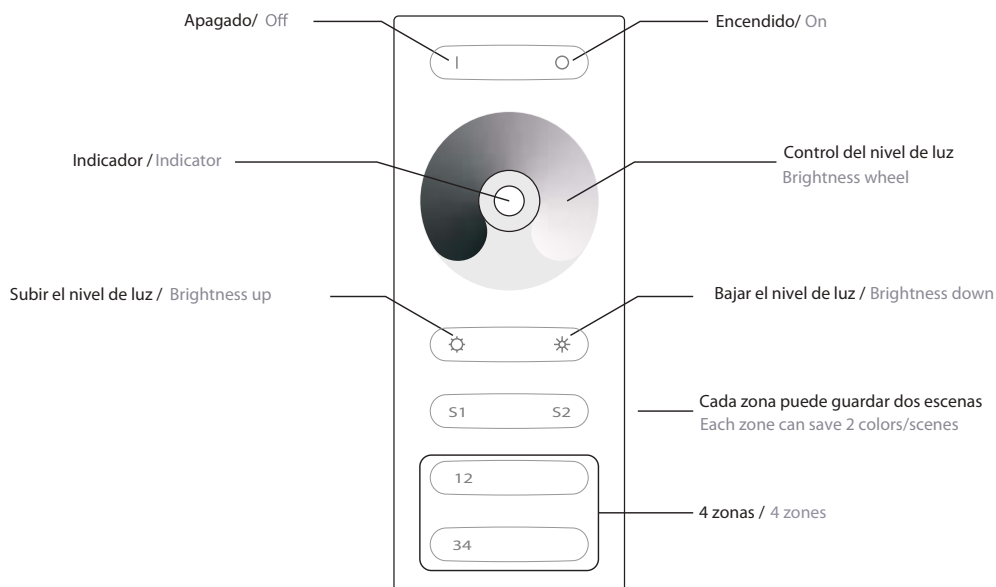
### Accesorios / Accessories

**Ref 9955912 PRO-DIMTW-C01**



### Características técnicas / Technical characteristics

Ref.	Alimentación Power	Frecuencia de operación Operation frequency	Tipo de tira LED LED strip type	Alcance máx. interior (Sin paredes) Max. Range (Without walls)	Compatible con Compatible with
		Mhz		m	
9955911	3×AAA/LR03 1,5V batteries/ pilas	434/869	TW (2CH) DIM / monocolor (1CH)	20	SPU-DIM-C01

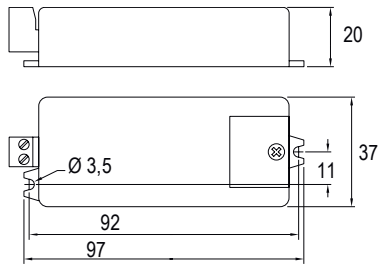


PWM



## Controlador LED para pulsadores estándar y/o mando a distancia

LED Controller for standard push switch and/or remote control



El controlador SPU-DIM-C01 permite controlar la iluminación de una tira LED monocolor desde un pulsador estándar de cualquier fabricante. Pueden controlarse las tiras LED manteniendo la misma familia de mecanismos que en el resto de la instalación en la que se integre.

También puede controlarse con los mecanismos RF SPU. Son mecanismos sin cables de instalación muy sencilla, pegar o atornillar y que funcionan con pila de 3 años de duración. Permite controlar los LEDs fijando el mecanismo en cualquier superficie.

El controlador puede ser gobernado por varios pulsadores (ver esquema de conexión) y hasta 8 mecanismos RF SPU a la vez. Puede funcionar con los dos sistemas de control de manera simultánea (pulsador conectado por cable y mecanismos RF) o sólo con uno de ellos.

STO-DIM-C01 can control single colour LED strips from a standard push switch from any manufacturer. LED strips can be controlled keeping the same kind of switches as the rest of the installation.

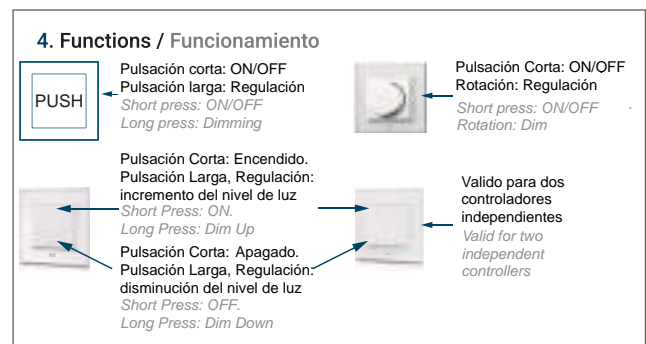
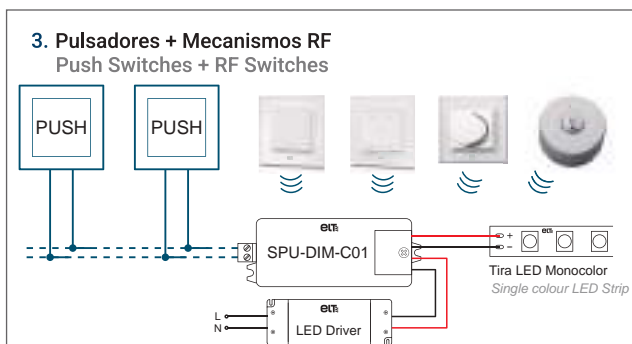
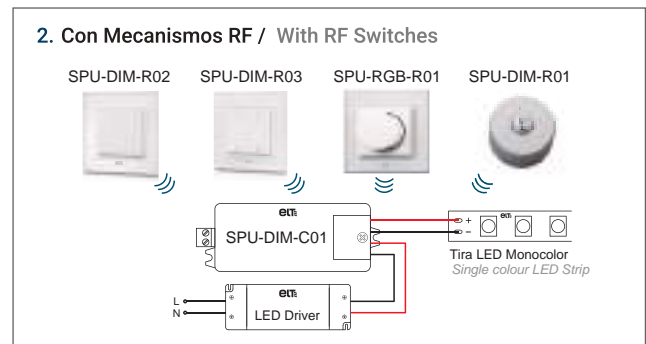
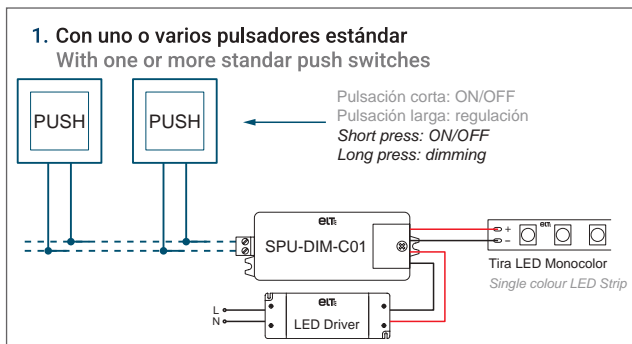
It can also be controlled with the RF SPU switches. These switches are wireless, work with a 3-year-life battery and are very easy to install: just screw or stick in any surface.

Controller can be managed by several push switches (see wiring diagram) and up to 8 RF SPU switches at the same time. It can work with two control systems (standard switches or RF switches) simultaneously or only with one of them.

### Características técnicas / Technical characteristics

Ref.	Tensiones de entrada y salida Input-output Voltage	Tipo de regulación Control signal	Intensidad máx. de salida Max output current	Potencia máx. de salida Max output power	Tipo tira Led Led strip type	Control a través de Tipo Control made by
	V	mA	A	12V 24V 36V		Pulsador standard y/o mecanismo RF
9955901	12-24-36	PWM	1x8	96 W 192 W 288 W	MONOC. DIM (1CH)	Standard push switch and/or RF Switch

### Modos de control y funcionamiento / Functions and control modes



## Mecanismo RF

RF Switch PUSH SYSTEM



Mecanismo RF pequeño y versátil que permite encender, apagar y regular una instalación de tira LED monocolor.

Puede ser fijado a una pared mediante tornillos o pegado (cinta de doble cara incluida). También lleva un imán para fijarse con facilidad en superficies metálicas.

Su reducido tamaño permite que pueda ser llevado en un bolsillo como mando a distancia. Está alimentado por una pila de tipo CR2025 de larga duración.

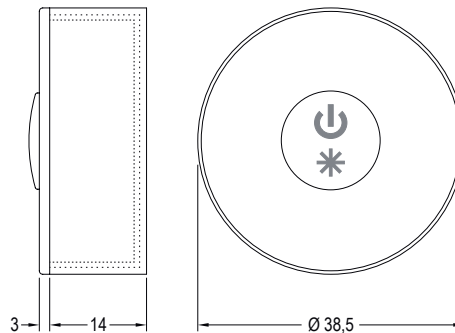
Fijación: Tornillos / imán.

Small and versatile RF switch which allows to switch ON/OFF and dim a single colour LED strip.

Can be easily fixed to a wall with screws or sticked (double side tape included). Also comes with a small magnet to be fixed easily on metallic surfaces.

Its small size allows to take it in a pocket as a remote control. It's powered with a long life CR2025 battery.

Fixing: Screw / magnet.



**Controlador compatible /**  
Controller compatible with

**Ref 9955901 SPU-DIM-C01**



### Características técnicas / Technical characteristics

Ref.	Alimentación Power	Frecuencia de operación Operation frequency	Tipo de tira LED LED strip type	Alcance máx. interior (Sin paredes) Max. Range (Without walls)	Compatible con Compatible with
		Mhz		m	
9955905	CR2025 3V battery / pila	434/869	DIM (1CH)	30	SPU-DIM-C01

### Características técnicas / Technical characteristics

#### 1. Funcionamiento / Functions

Pulsación corta: ON/OFF  
Pulsación larga: regulación  
Short press: ON/OFF  
Long press: dimming

#### 2. Fijación / Fixing

A- Tornillos (incluidos)  
Screws (included)

B -Con imán  
With magnet

Imán / Magnet

#### 3. Sincronización del controlador / Match to controller

A- SPU-DIM-C01

Pulsación corta en boton "Learning Key"  
Short press learn ing key

B- En menos de 3 seg  
Less than 3 sec

Pulsación corta  
Short press



PWM



Digital dimmer, 1 dirección digital, 4 canales

Digital dimmer, 1 digital address, 4 channels



Permite la regulación de tiras LED desde cualquier sistema de control compatible con protocolo DALI. Sólo necesita conexión al bus DALI y asignar al controlador la dirección DALI desde la que se hará el control de las tiras.

Control de tiras LED monocolor.

Incluye pantalla y botones para ver y asignar fácilmente la dirección DALI.

El mismo modelo es válido para pilotar de 1 a 4 canales de forma sincronizada. Cada canal de salida tiene una capacidad de 5A.

0-100% rango de regulación según curva.

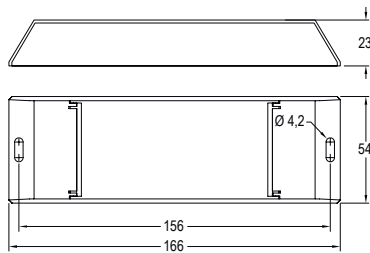
This device allows to control LED strips from any control system compatible with DALI protocol. Only needs a connexion to the DALI bus and assign the device the DALI address to control the strips.

Control of LED single colour strips.

Includes screen and buttons to see and assign easily the DALI address.

The same model works from 1 to 4 channel synchronously. Each channel has a current output of 5A

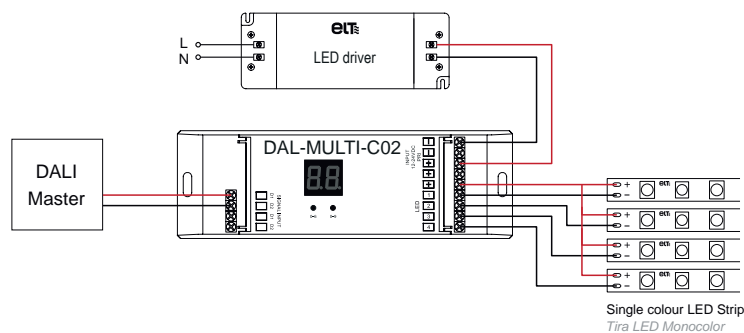
0-100% dimming range via logarithmic curve.



## Características técnicas / Technical characteristics

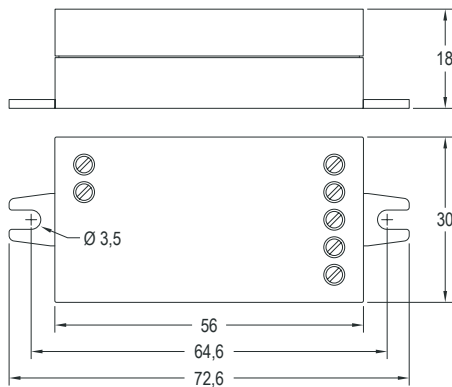
Ref.	Tensiones de entrada y salida Input-output Voltage	Tipo de regulación Control signal	Intensidad máx. de salida Max output current	Potencia máx. de salida Max output powewr	Tipo tira Led Led strip type	Control a través de Tipo Control made by
	Vdc	mA	A	12V 24V 36V		
9955921	12-24-36	PWM	4 ch x 5A	240 W 480 W 720 W (4 x 60) (4 x 120) (4 x 180)	DIM	DALI

## Esquema de conexión / Connection diagram



## Controlador LED para pulsadores estándar y/o mando a distancia

LED Controller for standard push switch and/or remote control



eBLUE MULTI4 es un regulador PWM de cuatro canales controlable por Bluetooth para cargas LED de tensión constante, tales como tiras y módulos LED de tensión constante.

eBLUE MULTI4 puede controlar hasta cuatro canales. La corriente de salida máxima es 6A, la cual puede ser dividida libremente entre 1-4 canales.

Dimensiones muy reducidas para su instalación.

Protegido contra sobrevoltajes, sobre corriente y cortocircuitos.

Controlable de forma inalámbrica a través de un dispositivo inteligente (smartphones / tablets,) Visual e intuitiva app para smartphones / tablets. Disponible gratuitamente en Apple Store / Google Play. app CASAMBI

Forma automáticamente una rápida y segura red inalámbrica de malla con otras unidades eBLUE (hasta 127 unid / red).

Permite una programación horaria de escenas. Servicio en la nube.

El firmware del dispositivo puede ser actualizado en funcionamiento de manera inalámbrica. Sección máxima en clemas 0,75-1,5 mm<sup>2</sup>.

BLUE MULTI4 is a Bluetooth controllable four channel PWM dimmer for constant voltage LED loads, such as LED strips and constant voltage LED modules.

eBLUE MULTI4 can control up to four channels. The maximum combined output current 6A which can be freely divided between 1-4 CH.

Very small size for easy installation.

Protected against overvoltage, overcurrent and short circuit situations.

Wirelessly controllable with a smart device (smartphone, tablet,) Intuitive and visual app for smartphones / tablets. Available for free on Apple Store / Google Play. CASAMBI

Forms automatically a fast and secure wireless mesh network with other eBLUE devices (up to 127 units / network).

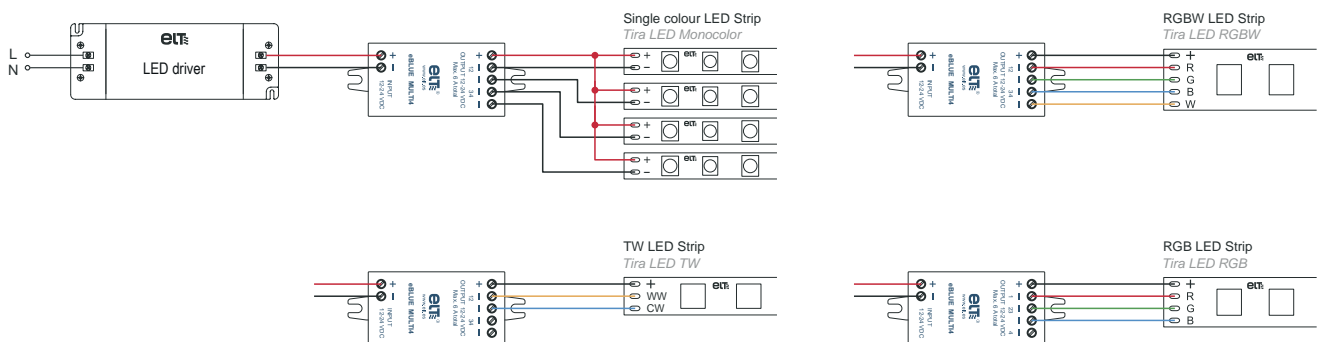
Use timers to turn on and off scene at predefined times.

Cloud service that enhances user experience. Device firmware can be updated over the air. Max terminal section 0.75-1.5 mm<sup>2</sup>

### Características técnicas / Technical characteristics

Ref.	Tensiones de entrada y salida Input-output Voltage	Tipo de regulación Control signal	Intensidad máx. de salida Max output current	Potencia máx. de salida Max output power	Temp. máx. envoltorio Max. temp at tc point	Temp. funcionamiento Operatin temp.	Control a través de Tipo Control made by
	Vdc	mA	A	12V 24V	tc (°)	ta (°)	
9953074	12-24	PWM	6	72 W 144 W	+75	-20...+45	DIM, TW, RGB, RGBW

### Esquema de conexión / Connection diagram

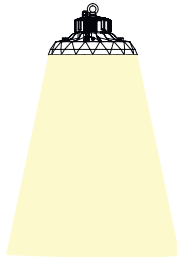


# URANO 150W 4000K

Campanas Led  
Ufo bays Led

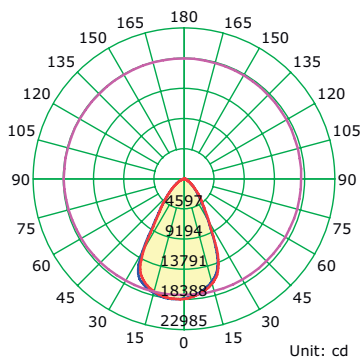


**7420 Negro-Black**  
LED 150W 60° 21000lm



60°

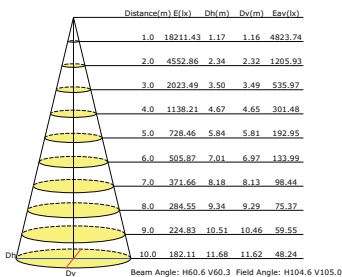
Luminous Intensity Distribution Curve




Average Diffuse Angle(50%): 60.4°

— C0-C180 — C90-C270 — G6

Illuminance at a Distance

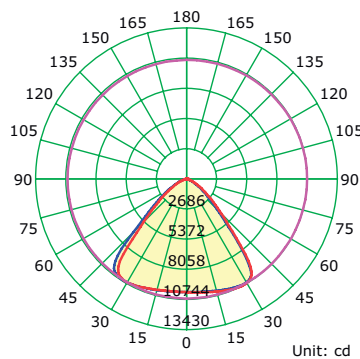


**7421 Negro-Black**  
LED 150W 90° 21000lm



90°

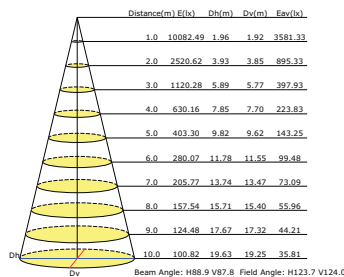
Luminous Intensity Distribution Curve




Average Diffuse Angle(50%): 88.4°

— C0-C180 — C90-C270 — G28

Illuminance at a Distance

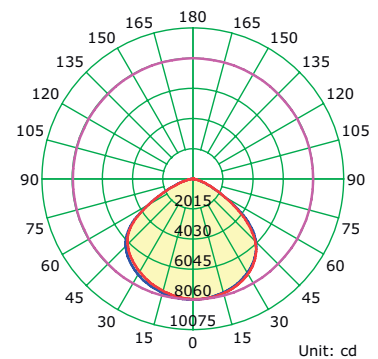


**7422 Negro-Black**  
LED 150W 120° 21000lm



120°

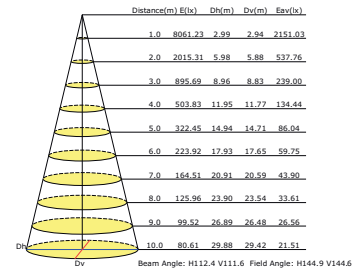
Luminous Intensity Distribution Curve

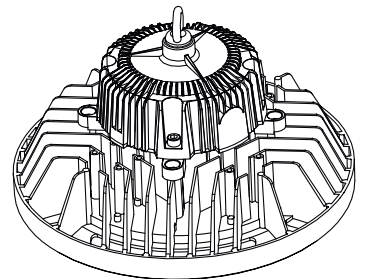
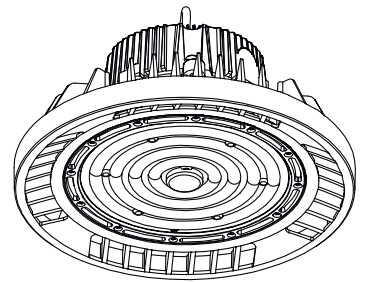
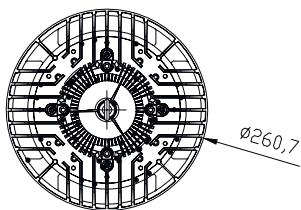
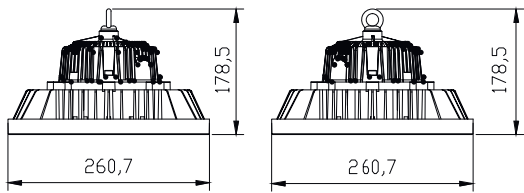
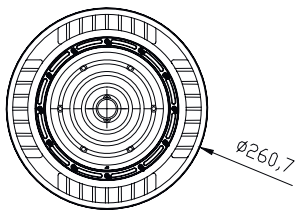


Average Diffuse Angle(50%): 112.0°

— C0-C180 — C90-C270 — G0

Illuminance at a Distance



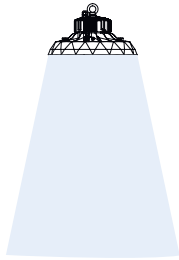


# URANO 150W 5000K

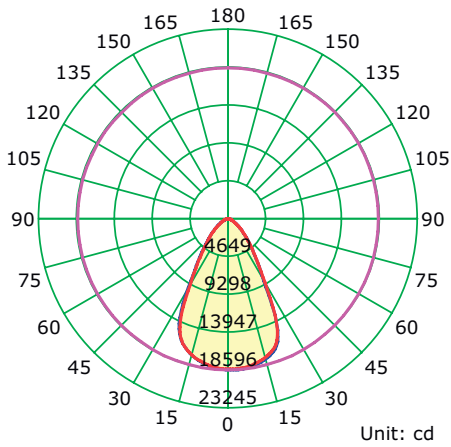
Campanas Led  
Ufo bays Led



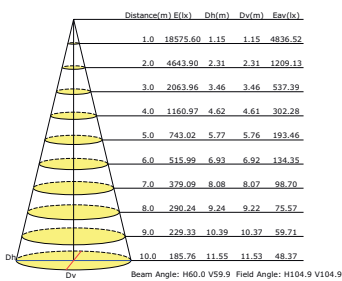
**7423 Negro-Black**  
LED 150W 60° 22500lm



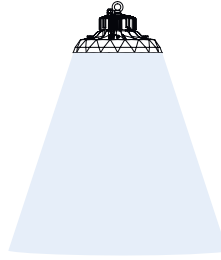
60°



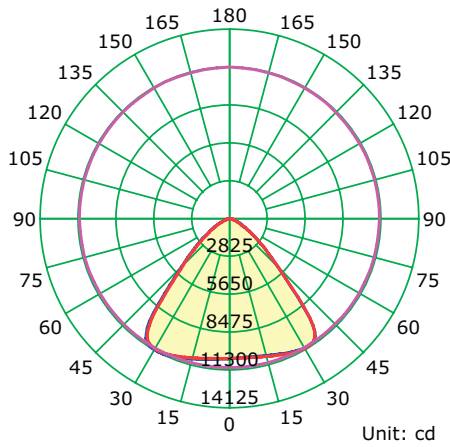
**Illuminance at a Distance**



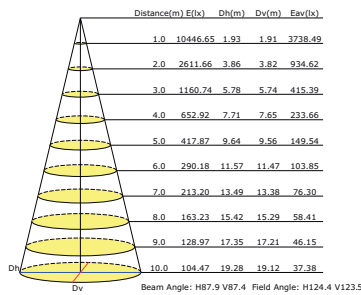
**7424 Negro-Black**  
LED 150W 90° 22500lm



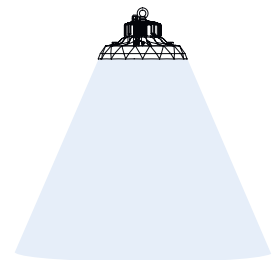
90°



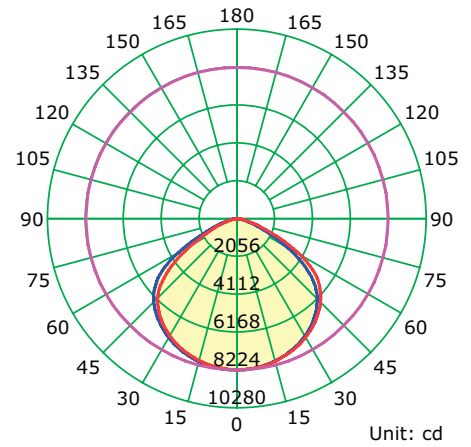
**Illuminance at a Distance**



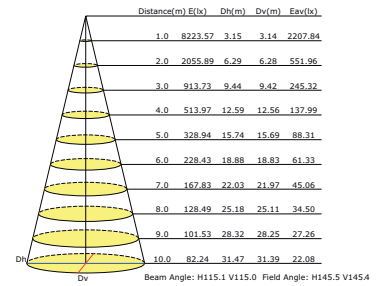
**7425 Negro-Black**  
LED 150W 120° 22500lm



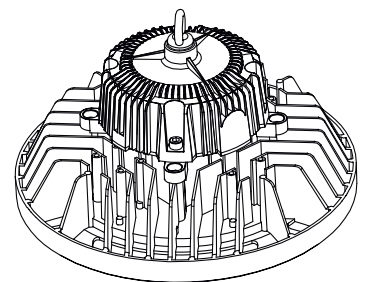
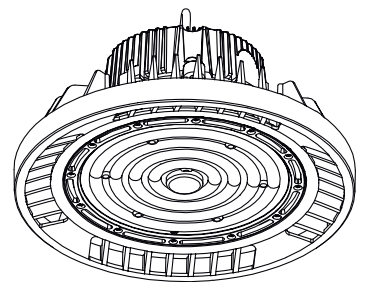
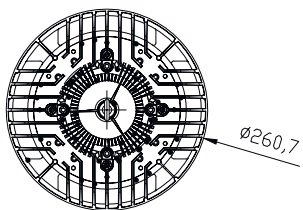
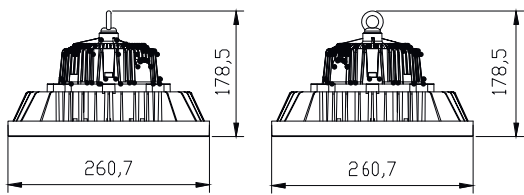
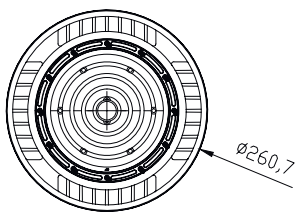
120°



**Illuminance at a Distance**





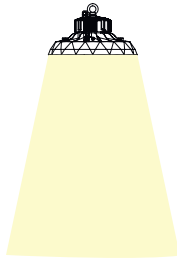


# URANO 200W 4000K

Campanas Led  
Ufo bays Led

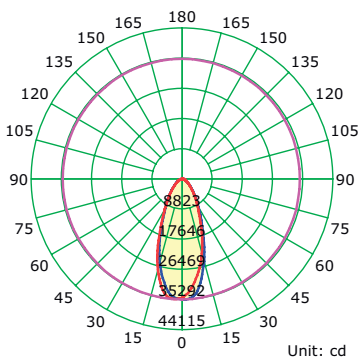


**7426 Negro-Black**  
LED 200W 60° 28000lm



60°

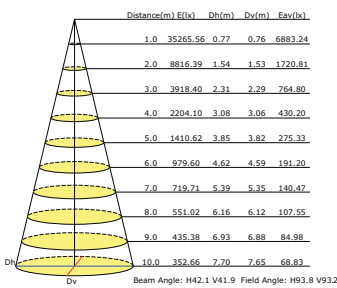
Luminous Intensity Distribution Curve




Average Diffuse Angle(50%): 42.0°

— C0-C180 — C90-C270 — G1

Illuminance at a Distance

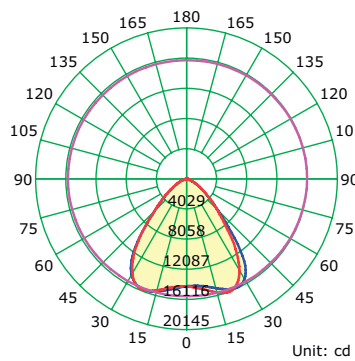


**7427 Negro-Black**  
LED 200W 90° 28000lm



90°

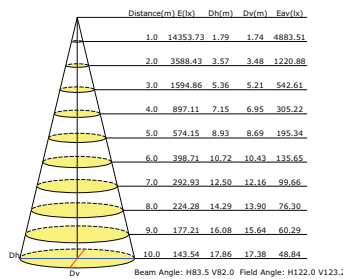
Luminous Intensity Distribution Curve




Average Diffuse Angle(50%): 82.8°

— C0-C180 — C90-C270 — G20

Illuminance at a Distance

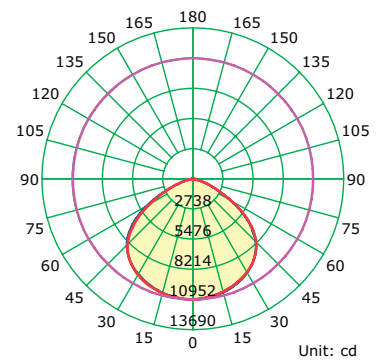


**7428 Negro-Black**  
LED 200W 120° 28000lm



120°

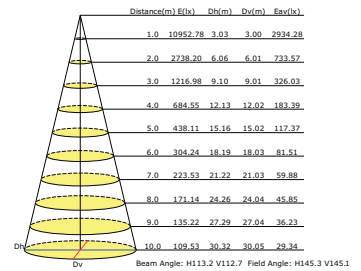
Luminous Intensity Distribution Curve

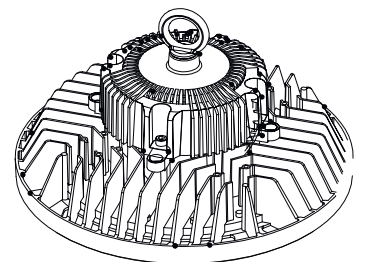
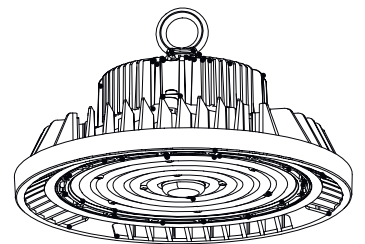
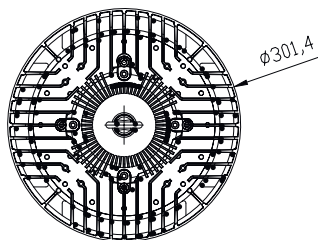
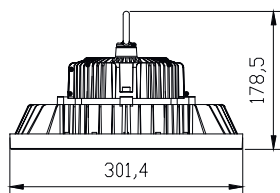
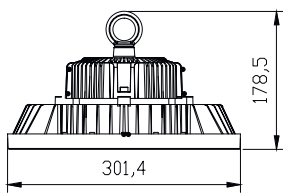
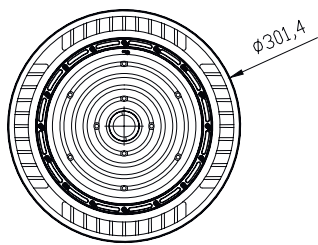


Average Diffuse Angle(50%): 112.9°

— C0-C180 — C90-C270 — G0

Illuminance at a Distance



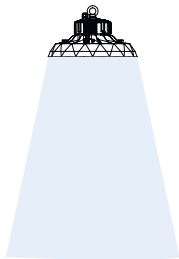


# URANO 200W 5000K

Campanas Led  
Ufo bays Led

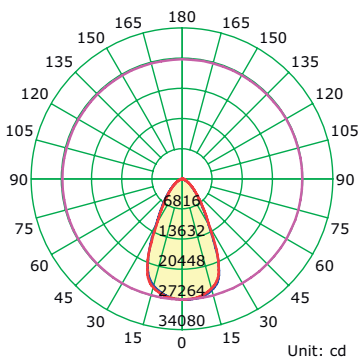


**7429 Negro-Black**  
LED 200W 60° 30000lm



60°

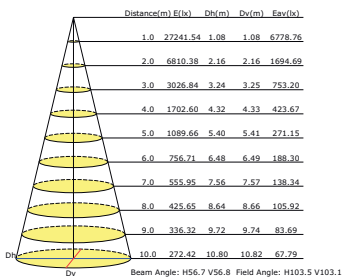
Luminous Intensity Distribution Curve



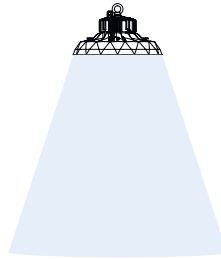
Average Diffuse Angle(50%): 56.8°

— C0-C180 — C90-C270 — G5

Illuminance at a Distance

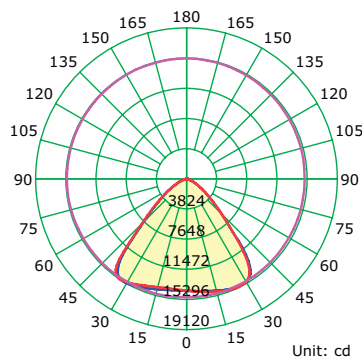


**7430 Negro-Black**  
LED 200W 90° 30000lm



90°

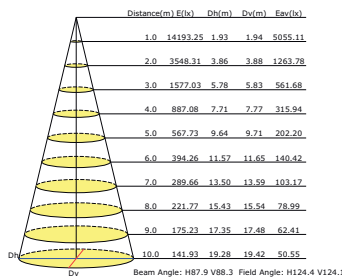
Luminous Intensity Distribution Curve



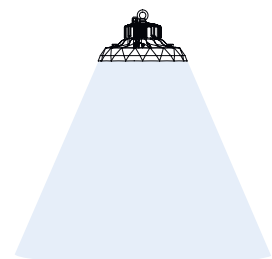
Average Diffuse Angle(50%): 88.1°

— C0-C180 — C90-C270 — G31

Illuminance at a Distance

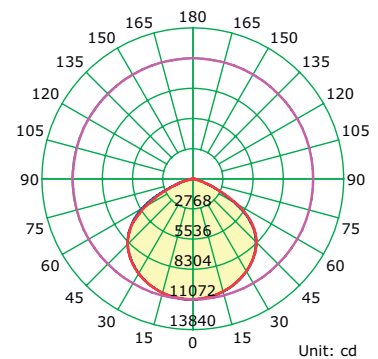


**7431 Negro-Black**  
LED 200W 120° 30000lm



120°

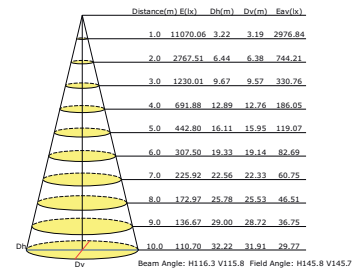
Luminous Intensity Distribution Curve

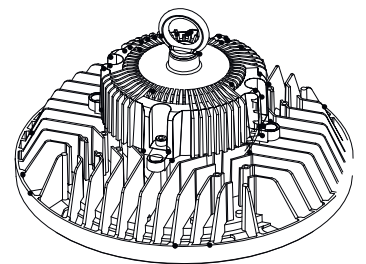
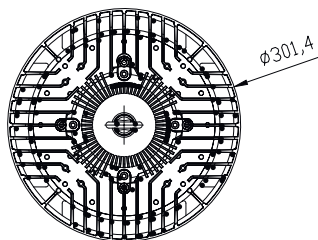
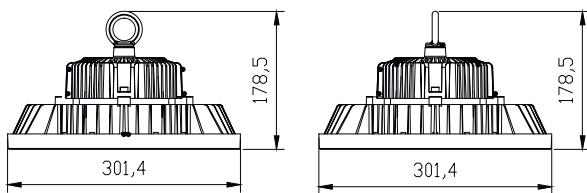
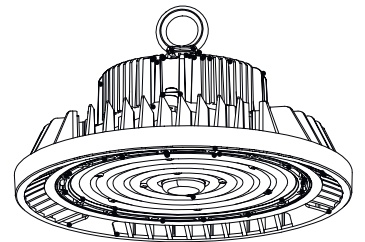
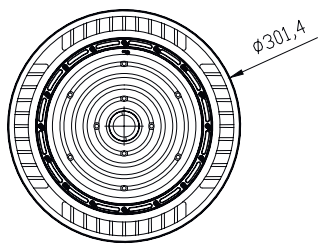


Average Diffuse Angle(50%): 116.1°

— C0-C180 — C90-C270 — G1

Illuminance at a Distance

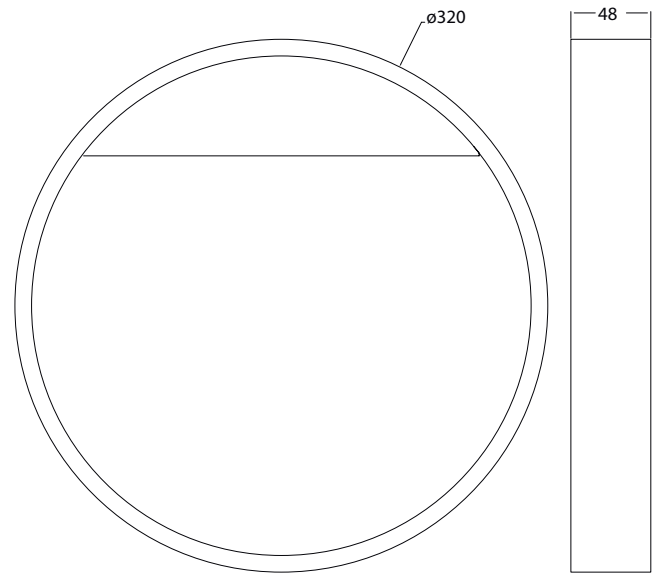
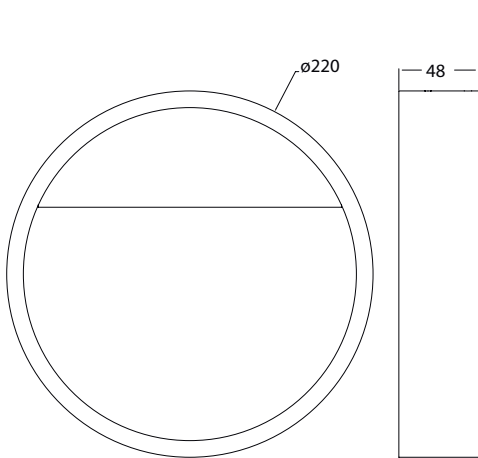




**6850** Gris + mader-Grey + wood  
LED 10W 800lm



**6851** Gris + mader-Grey + wood  
LED 12W 960lm

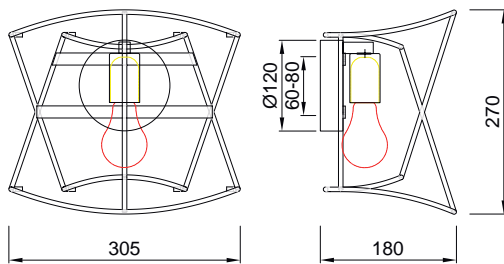


IP65

CYCLE  
3000K



**7133** Beige oscuro-Dark beige  
1L x E27 (no incl.)



7138  
pág. 414

7134  
pág. 368

7131  
pág. 414



Aluminio/fibra textil sintética-Aluminium/synthetic textile fibre  
100-240V~ 50/60Hz E27 máx.20WLed

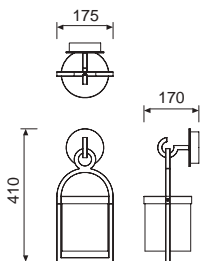


IP44

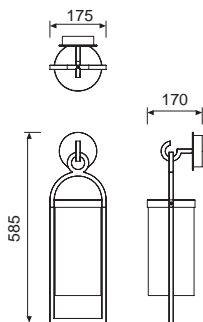
POLINESIA



6551 Gris oscuro-Dark grey  
1L×E27



6552 Gris oscuro-Dark grey  
1L×E27



6550  
pág. 258

6555  
pág. 284

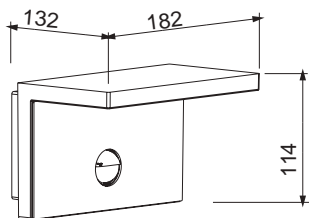
6553  
pág. 270




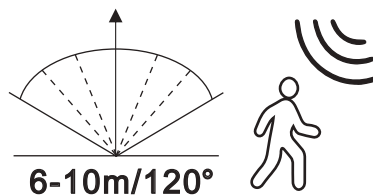
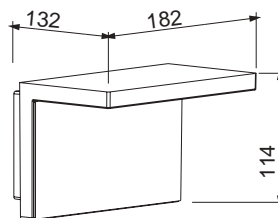




**6774**  
 Gris Oscuro/Madera-Dark Grey/Wood  
 LED 15W 3000K 1120lm-Sensor



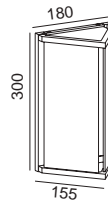
**6770**  
 Gris Oscuro/Madera-Dark Grey/Wood  
 LED 13W 3000K 980lm



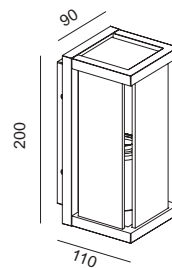




**6495 Grafito-Graphite**  
1L×E27



**6494 Grafito-Graphite**  
1L×E27



6490  
pág. 310



Aluminio/cristal-Aluminium/glass 100-240V ~ 50/60Hz máx. 20WLED

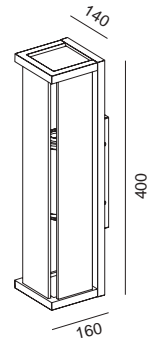
IP54

MERIBEL



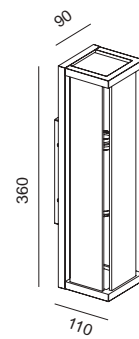
**6492 Grafito-Graphite**

2L×E27



**6493 Grafito-Graphite**

2L×E27



6490  
pág. 402



NOT INCLUDED



Aluminio/cristal-Aluminium/glass 100-240V ~ 50/60Hz máx. 20WLED





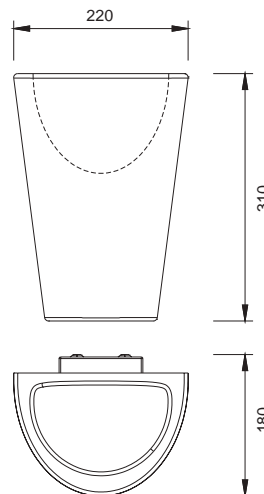
# TEJA

Santolaria & Lluscà



**6508 Blanco-White**

1LxE27



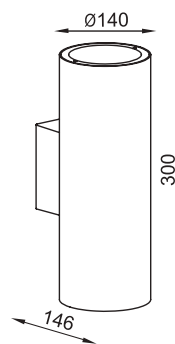
NOT INCLUDED



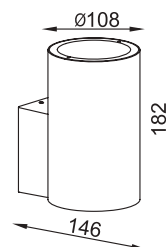
IP54



**6482** Grafito-Graphite  
2L×E27



**6483** Grafito-Graphite  
1L×E27



IP65

VOLCANO



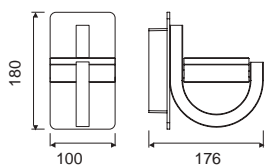
# IGUAZÚ

José Ignacio Ballester

**6558** Gris oscuro-Dark grey  
1L×GX53



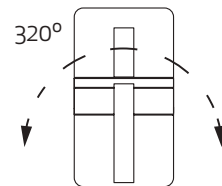
**6559** Blanco-White  
1L×GX53



Bombillas Recomendadas/ Suggested Bulbs  
R09224 R09225



IP54



Luz orientable-Orientable light

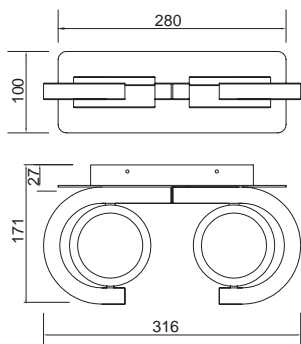
**6769** Gris oscuro-*Dark grey*  
2L×GX53



**6768** Blanco-*White*  
2L×GX53

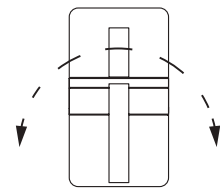


Bombillas Recomendadas/ Suggested Bulbs  
R09224 R09225





IP54



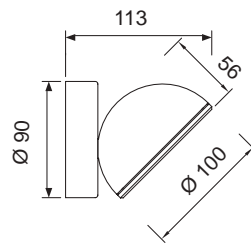
Luz orientable-Orientable light

# EVEREST

José Ignacio Ballester

**6506** Gris oscuro-Dark grey  
1L×GX53

**6505** Blanco-White  
1L×GX53



Bombillas Recomendadas/ Suggested Bulbs  
R09224 R09225



6745  
pág. 404



NOT INCLUDED



Aluminio/cristal-Aluminium/glass 100-240V ~ 50/60Hz máx. 10W LED



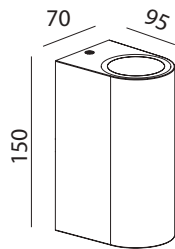
IP54



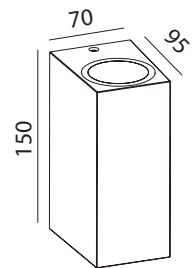
OAMI 005818614-0002

# KANDANCHU

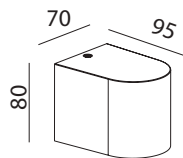
**7470** Corten  
2L×GU10 (no incl.)



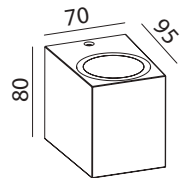
**7471** Corten  
2L×GU10 (no incl.)



**7472** Corten  
1L×GU10 (no incl.)



**7473** Corten  
1L×GU10 (no incl.)



NOT INCLUDED





# KANDANCHÚ

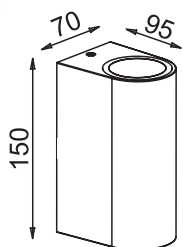
**6510** Gris oscuro-Dark grey  
2L×GU10



**6511** Blanco-White  
2L×GU10



**7037** Negro-Black  
2L×GU10



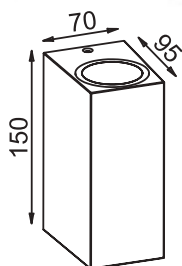
**6514** Gris oscuro-Dark grey  
2L×GU10



**6515** Blanco-White  
2L×GU10



**7038** Negro-Black  
2L×GU10



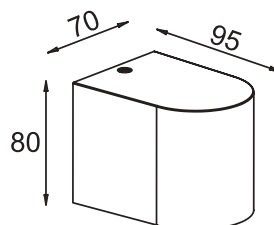
**6512** Gris oscuro-Dark grey  
1L×GU10



**6513** Blanco-White  
1L×GU10



**7039** Negro-Black  
1L×GU10



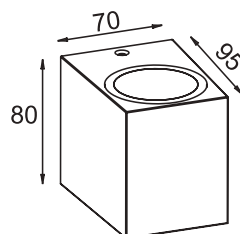
**6516** Gris oscuro-Dark grey  
1L×GU10



**6517** Blanco-White  
1L×GU10



**7040** Negro-Black  
1L×GU10



# DAVOS

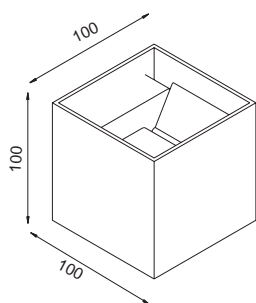
3000K

**6520** Gris oscuro-*Dark grey*  
LED 12W 3000K-1100 lm

**6521** Arena Blanco-*Sand White*  
LED 12W 3000K-1100 lm

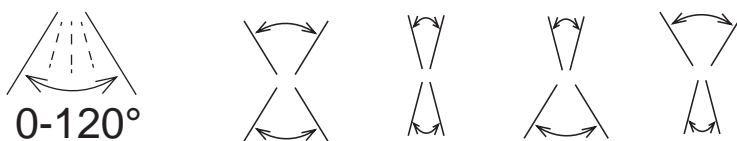
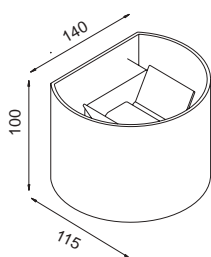
**6524** Negro Arena-*Sand black*  
LED 12W 3000K-1100 lm

**6527** Corten-*Corten*  
LED 12W 3000K-1100 lm



**6522** Gris oscuro-*Dark grey*  
LED 12W 3000K-1100 lm

**6523** Arena Blanco-*Sand White*  
LED 12W 3000K-1100 lm

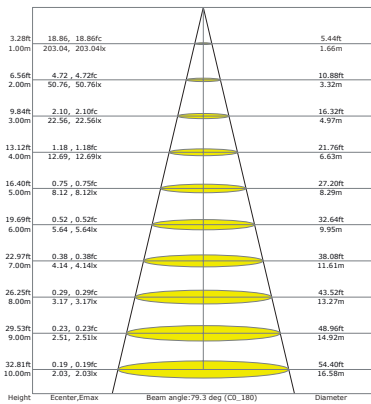


Aluminio-Aluminium 220-240V~ 50/60Hz

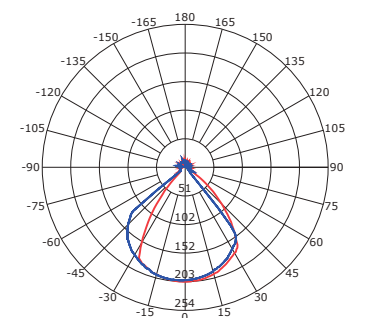




LX-DISTANCE DIAGRAM



Luminous Intensity Distribution Curve



Beam Angle(50%) C0-180, C90-270: 7 9.3d eg, 89.1d eg  
C0-180 — C90-270 —



# DAVOS

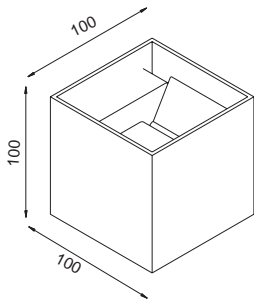
4000K

**7647** Gris oscuro-Dark grey  
LED 12W 4000K-1100 lm

**7648** Arena Blanco-Sand White  
LED 12W 4000K-1100 lm

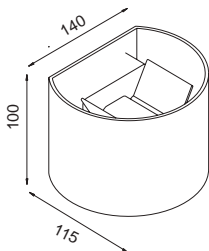
**7649** Negro Arena-Sand black  
LED 12W 4000K-1100 lm

**7650** Corten-Corten  
LED 12W 4000K-1100 lm



**7645** Gris oscuro-Dark grey  
LED 12W 4000K-1100 lm

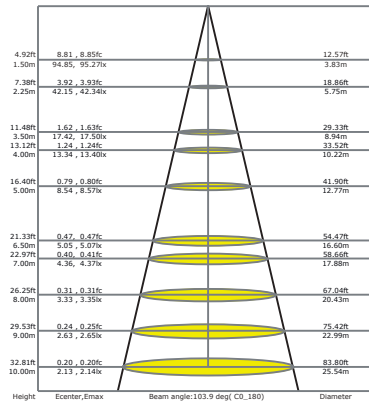
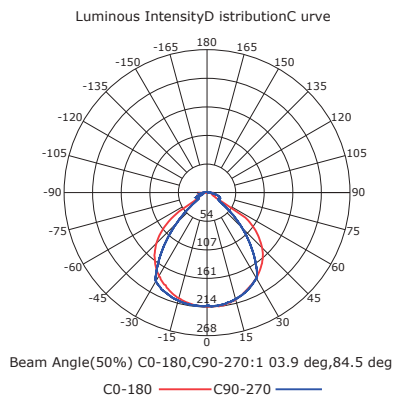

**7646** Arena Blanco-Sand White  
LED 12W 4000K-1100 lm



Aluminio-Aluminium 220-240V- 50/60Hz

IP54

0-120°



# DAVOS XL

3000K



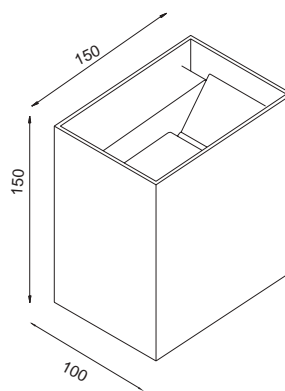
**7437** Negro arena-Sand black  
LED 20W 3000K 1830 lm



**7435** Gris oscuro-Dark grey  
LED 20W 3000K 1830 lm



**7436** Blanco-White  
LED 20W 3000K 1830 lm



**7438** Corten-Corten  
LED 20W 3000K 1830 lm



Aluminio-Aluminium 220-240V 50/60Hz CRI: > 80



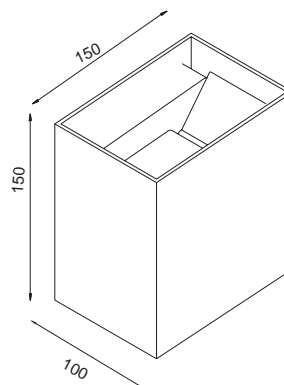
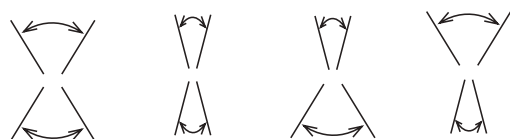
# DAVOS XL

4000K

**7653** Negro arena-Sand black  
LED 20W 4000K 1830 lm



**7652** Blanco-White  
LED 20W 4000K 1830 lm



**7651** Gris oscuro-Dark grey  
LED 20W 4000K 1830 lm

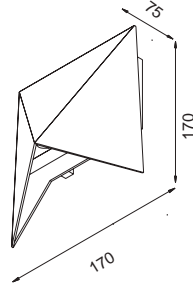


**7654** Corten-Corten  
LED 20W 4000K 1830 lm



Aluminio-Aluminium 220-240V 50/60Hz CRI: > 80





**6525** Gris oscuro-*Dark grey*  
LED 8W 3000K-750 lm



**6526** Blanco arenado-*Sand white*  
LED 8W 3000K-750 lm



Aluminio-Aluminium 220-240V~ 50/60Hz



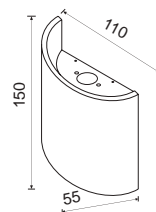

IP54

TRIAx




# SOCHI

**6530** Gris oscuro-Dark grey  
LED 6W 3000K 660lm



**6531** Arena Blanco-Sand White  
LED 6W 3000K 660 lm



Aluminio-Aluminium 220-240V- 50/60Hz

IP54

SOCHI





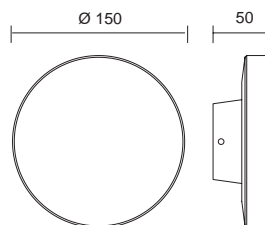
**6534** Gris oscuro-*Dark grey*  
LED 9.6W 3000K 720 lm



**6535** Blanco-*White*  
LED 9.6W 3000K 720 lm



**6538** Corten-*Corten*  
LED 9.6W 3000K 720 lm





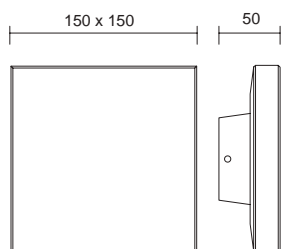
6537 Blanco-White  
LED 9.6W 3000K 720 lm



6536 Gris oscuro-Dark grey  
LED 9.6W 3000K 720 lm

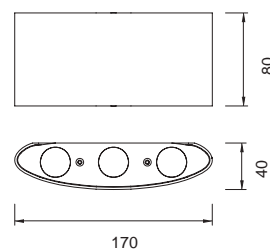


6539 Corten-Corten  
LED 9.6W 3000K 720 lm





**6541** Blanco arenado-Sand White  
LED 6W 3000K 450 lm



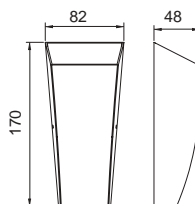
**6540** Gris oscuro-Dark grey  
LED 6W 3000K 450 lm





**6542** Gris oscuro-*Dark grey*  
LED 6W 3000K 420 lm

**6543** Blanco arenado-*Sand White*  
LED 6W 3000K 420 lm



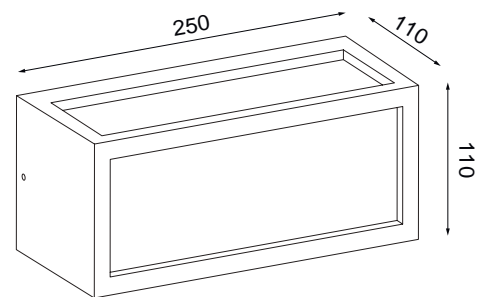
Aluminio-Aluminium 220-240V~ 50/60Hz

**7050** Gris Oscuro-Dark Grey  
1L x E27 (no incl.)

**7051** Blanco-White  
1L x E27 (no incl.)



**7052** Corten-Corten  
1L x E27 (no incl.)







# MERIBEL

3000K

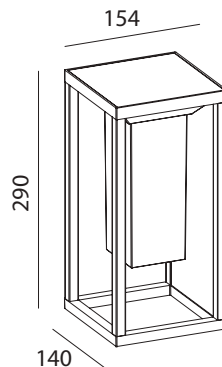
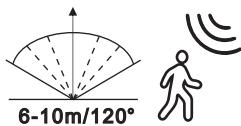
Aplique exterior SOLAR LED-Outdoor wall lamp SOLAR LED



**7086** Grafito-Graphite

LED 2,2W 188 lm

PIR sensor  
A: 120°  
D: ≤6m



Charge: 6-8h (Sunshine)  
Work time : Full light 3h / Micro light 25h



IP54



# SOLDEN

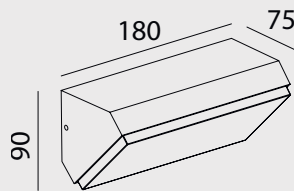
3000K



**7070** Gris oscuro-Dark grey  
LED 9W 773lm



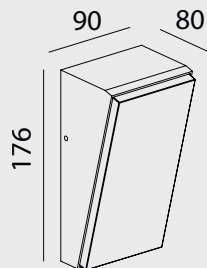
**7071** Blanco-White  
LED 9W 773lm



**7072** Gris oscuro-Dark grey  
LED 9W 762lm



**7073** Blanco-White  
LED 9W 762lm



IP65

SOLDEN  
3000K



DRIVER  
TUV

# ALPINE

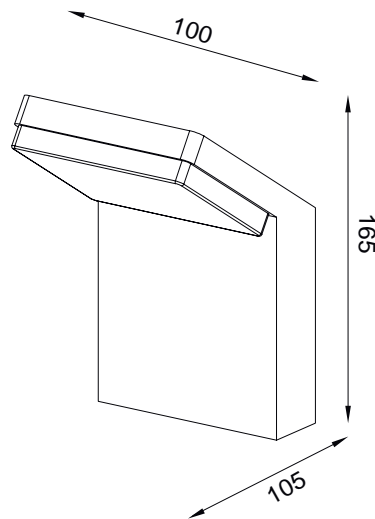
3000K

Aplique exterior-Outdoor wall lamp



**7045** Gris Oscuro- *Dark Grey*  
LED 6W 510lm

**7046** Blanco-*White*  
LED 6W 510lm



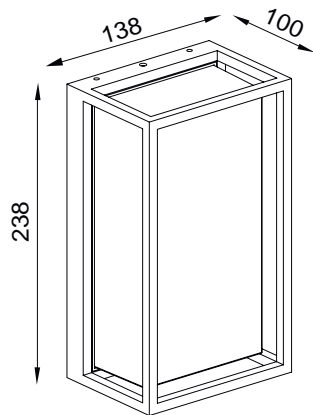
IP65

ALPINE



**7062** Gris oscuro-Dark grey  
LED 9W 725lm

**7063** Blanco-White  
LED 9W 725lm



7060  
pág. 362



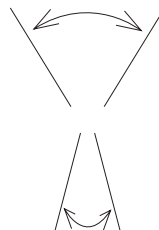
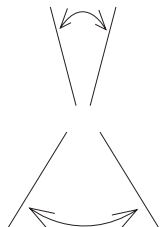
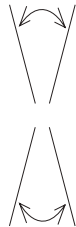
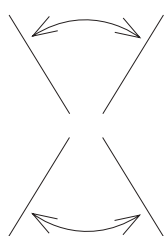
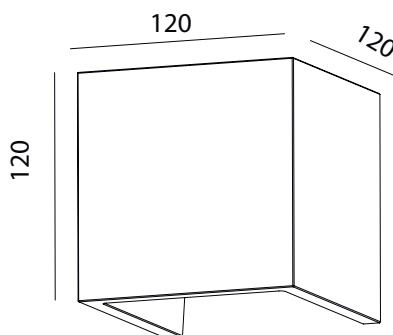


IP65



**7108** Gris Piedra-*Stone Grey*  
LED 12W 1100lm

**7109** Blanco-*White*  
LED 12W 1100lm



7501  
pág. 410

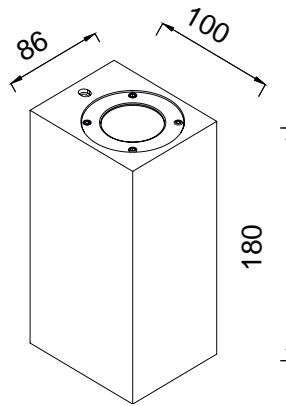


IP65

TAOS



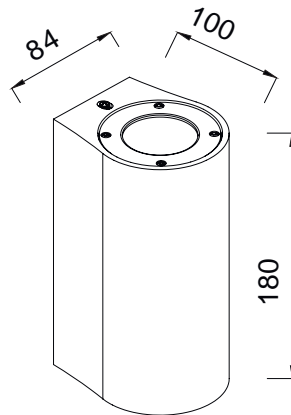
**7182** Blanco-White  
2L x GU10 (no incl.)



**7183** Gris oscuro-Dark grey  
2L x GU10 (no incl.)



**7180** Blanco-White  
2L x GU10 (no incl.)



**7181** Gris oscuro-Dark grey  
2L x GU10 (no incl.)



7187  
pág. 366

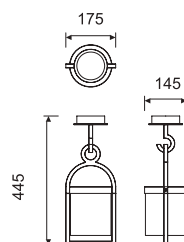
IP65

LEVI

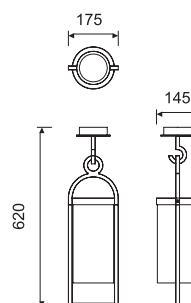




**6553** Gris oscuro-Dark grey  
1L x E27



**6554** Gris oscuro-Dark grey  
1L x E27



IP44

OAMI 005818614-0006

MAYA



6550  
pág. 400



6551  
pág. 306

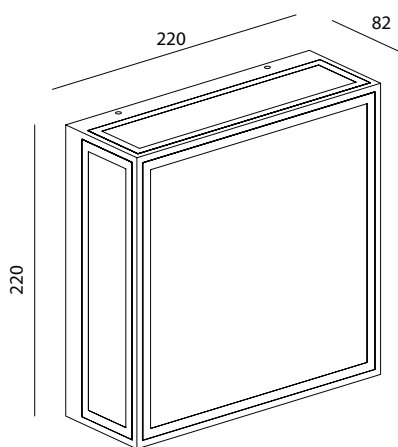


6555  
pág. 424

**7065** Gris Oscuro-Dark Grey  
2L x E27 (no incl.)



**7066** Gris Oscuro-Dark Grey  
2L x E27 (no incl.)





IP65

VERBIER



# CHAMONIX

3000K

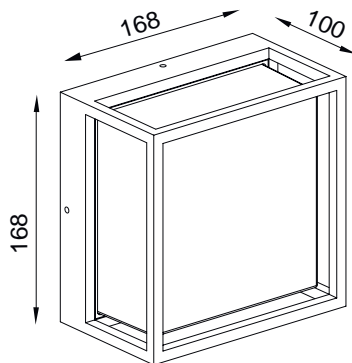
Plafón/aplique exterior-Outdoor ceiling/wall lamp

IP65

**7060** Gris oscuro-Dark grey  
LED 9W 725lm



**7061** Blanco-White  
LED 9W 725lm



7062  
pág. 352



IP65



# BACHELOR

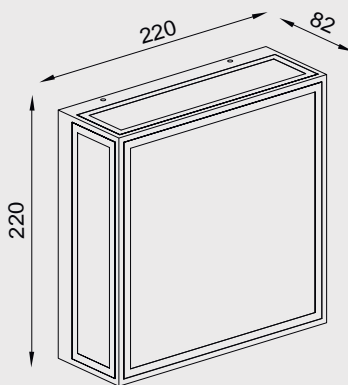
3000K

Plafón/aplique exterior-*Outdoor ceiling/wall lamp*

IP65

**7056** Blanco-*White*

LED 14W 1180lm



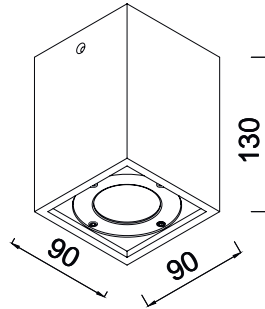
**7055** Gris oscuro-*Dark grey*

LED 14W 1180lm





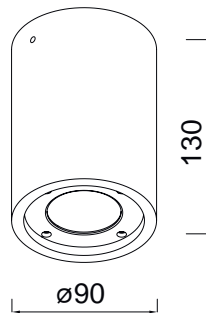
**7186** Blanco-White  
1L x GU10 (no incl.)



**7187** Gris oscuro-Dark grey  
1L x GU10 (no incl.)



**7184** Blanco-White  
1L x GU10 (no incl.)



**7185** Gris oscuro-Dark grey  
1L x GU10 (no incl.)





IP65

LEVI



# POLINESIA

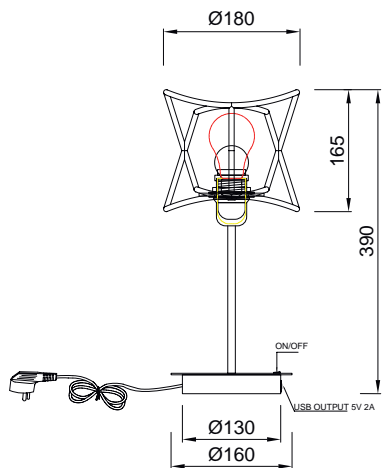
Santiago Sevillano

7134 Beige oscuro-Dark beige  
1L x E27 (no incl.)



ON/OFF

USB OUTPUT 5V 2A



7138  
pág. 414



7133  
pág. 304



7131  
pág. 414



NOT INCLUDED



2 años de GARANTÍA

Aluminio/fibra textil sintética-Aluminium/synthetic textile fibre 100-240V~ 50/60Hz E27 máx.20W Led





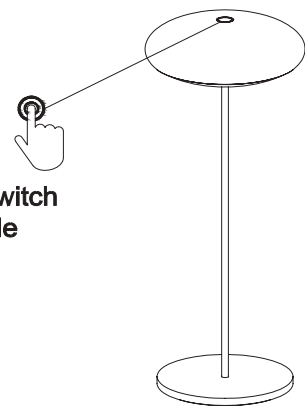
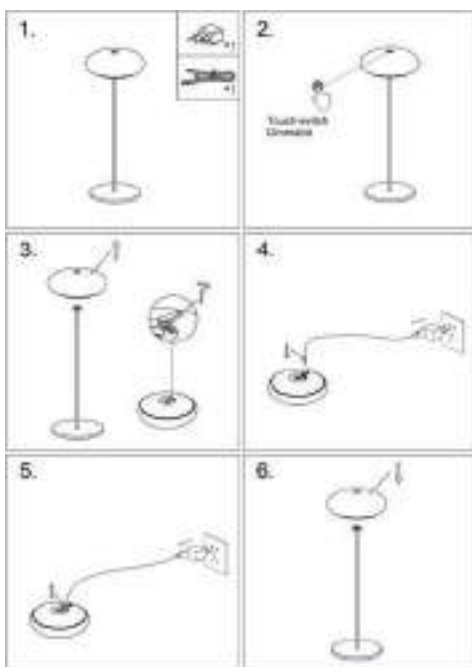
# KLAPPEN

3000K

IP54



7095 Blanco-White  
LED 2,2W 188lm



Touch-switch  
Dimmable



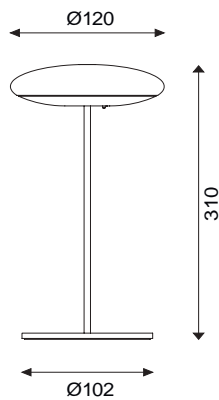
Aluminio-Aluminum DC 3.7V CRI > 80

IP54

KLAPPEN



7096 Negro-Black  
LED 2,2W 188lm



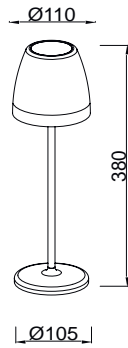
Aluminio-Aluminum DC 3.7V CRI > 80

K3  
3000K

IP54

7116 Blanco-White  
LED 2W 155 lm

7115 Negro-Black  
LED 2W 155 lm

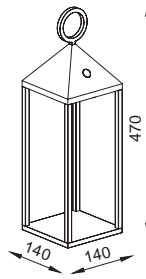




# ASTÚN

3000K

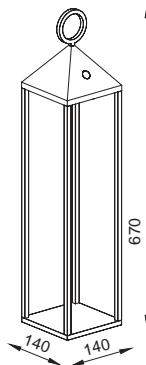
**6491** Grafito-Graphite  
LED 2.2W 188 lm



**6905** Blanco-White  
LED 2.2W 188 lm



**6907** Grafito-Graphite  
LED 2.2W 188 lm



**6906** Blanco-White  
LED 2.2W 188 lm



IP54

ASTÚN

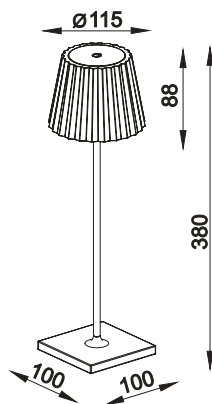


K2

**6480** Negro Mate-Matt Black  
LED 2.2W 3000K 188lm

**6484** Amarillo-Yellow  
LED 2.2W 3000K 188lm

**6481** Blanco Mate-Matt White  
LED 2.2W 3000K 188lm



7101  
pág. 384



Aluminio-Aluminium DC 5V/1A





# MERIBEL

3000K



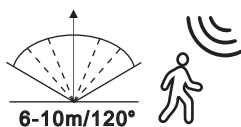
IP54



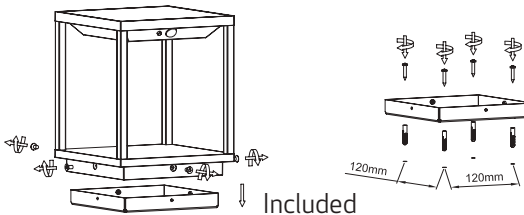
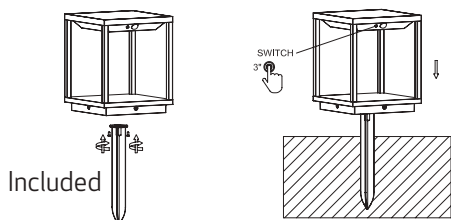
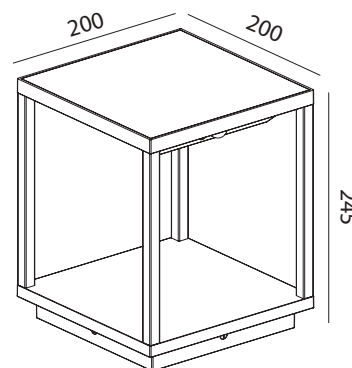
7085 Grafito-Graphite  
LED 3,5W 300lm



PIR sensor  
A: 120°  
D: ≤6m



Charge: 6-8h (Sunshine)  
Work time: Full light 3h / Micro light 25h



Aluminio-Aluminium DC 3.7V CRI > 80

IP54



# CHEVALIER

3000K



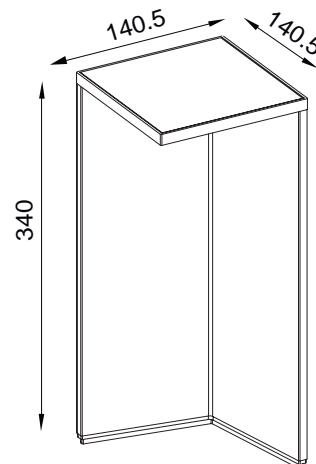
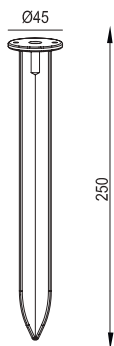
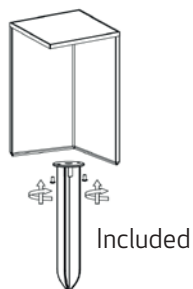
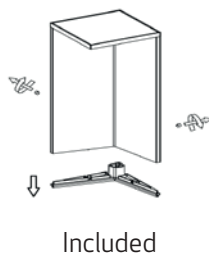
7088 Grafito-Graphite  
LED 2,2W 188lm



PIR sensor  
A: 120°  
D: ≤6m



Charge: 6-8h (Sunshine)  
Work time : Full light 3h / Micro light 25h



Aluminio -Aluminium DC 3.7V CRI> 80

IP54

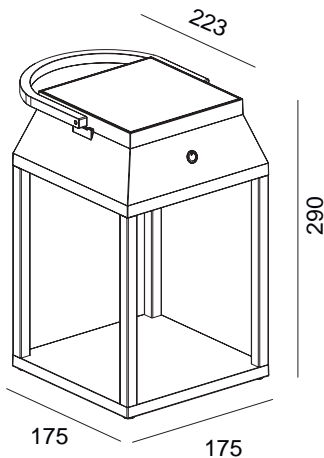
CHEVALIER  
3000K



SAPPORO  
3000K



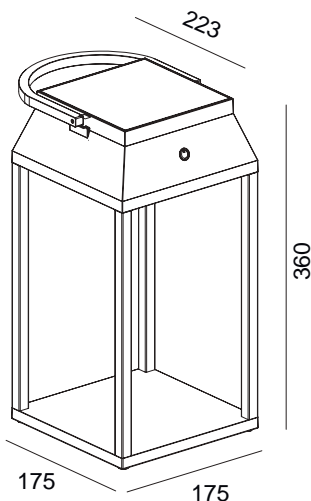
7090 Grafito-Graphite  
LED 3W 238lm



7091 Blanco-White  
LED 3W 238lm



7092 Grafito-Graphite  
LED 3W 238lm



7093 Blanco-White  
LED 3W 238lm



Charge: 16 ~17H (sunshine)  
6 ~7H (usbcharging)



Aluminio -Aluminium DC 3.7V CRI> 80

IP54



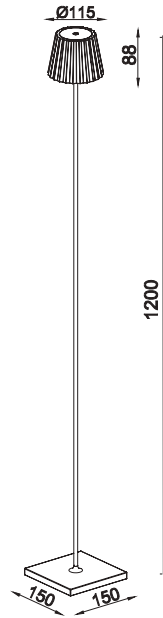
K2  
3000K

Pie de sal6n port6til exterior-Portable outdoor floor lamp

IP54

7100 Blanco-White  
LED 2,2W 188 lm

7101 Negro-Black  
LED 2,2W 188 lm



6480  
p6g. 376



Aluminio-Aluminum DC 3.7V CRI > 80



IP54

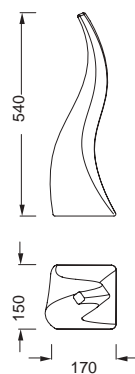
K2



# FLAME

Santiago Sevillano

1326 Blanco-White  
1LxE27 máx. 20W Led



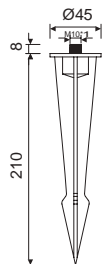
### Complementos Exterior-Outdoor Complements



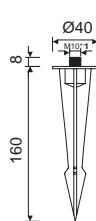
1400  
pág. 398



TU0652 Piqueta-Spike



TU0492 Piqueta-Spike



TU0494 Base-Ground base



PE / ABS-PE / ABS 100-240V~ 50/60Hz

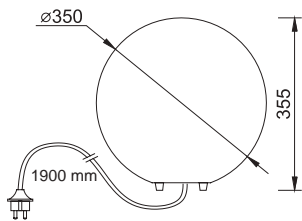
IP65

FLAME

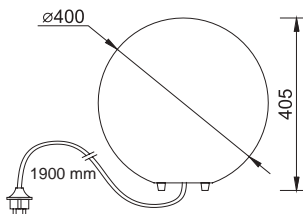


# AVORIAZ

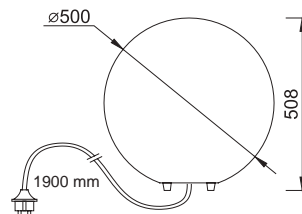
**1388 Blanco-White**  
1 x E27 máx 20W LED



**1391 Blanco-White**  
1 x E27 máx 20W LED

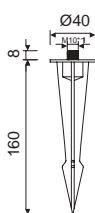


**1394 Blanco-White**  
1 x E27 máx 20W LED

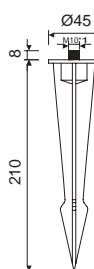


Complementos Exterior-Outdoor Complements

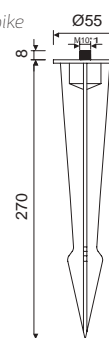
**TU0492** Piqueta-Spike



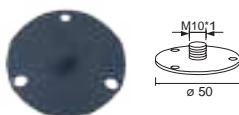
**TU0652** Piqueta-Spike



**TU0653** Piqueta-Spike



**TU0494** Base-Ground base



1397  
pág. 426







IP65

AVORIAZ





**7138** Beige oscuro-Dark beige  
1L x E27 (no incl.)



IP44

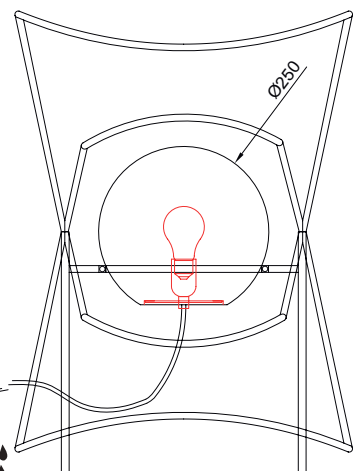


Registered N° 007663331-0009

7136 Beige oscuro-Dark beige  
1L x E27 (no incl.)



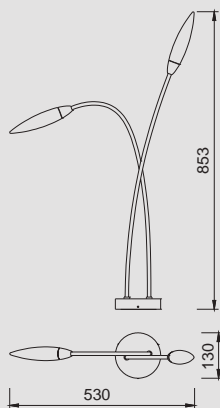
Ø560



760

Aluminio/fibra textil sintética-Aluminium/synthetic textile fibre 100-240V~ 50/60Hz E27 máx.20W Led

**6545** Gris oscuro-Dark Grey  
2L×G9



Aluminio-Aluminium 100-240V ~ 50/60Hz máx 5W LED

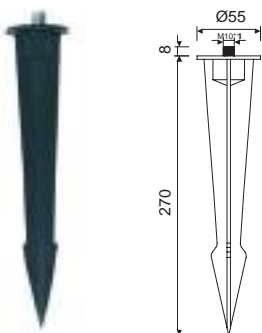




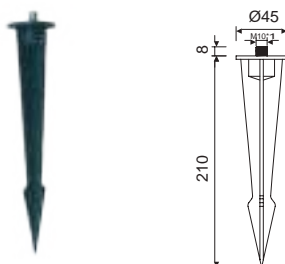
OAMI 005818614-0001

\* Complementos Exterior-*Outdoor Complements*

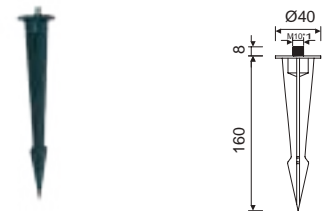
TU0653 Piqueta-Spike



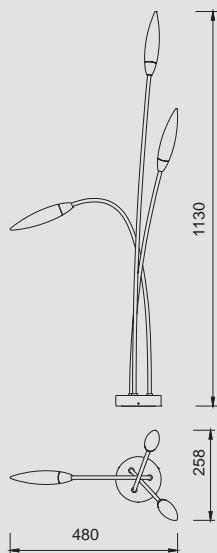
TU0652 Piqueta-Spike



TU0492 Piqueta-Spike



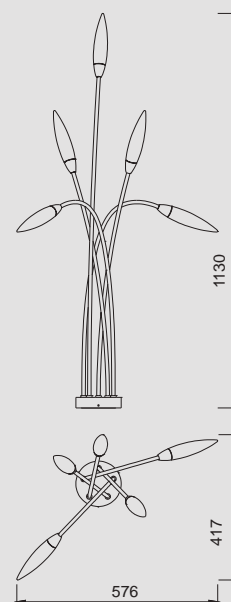
**6546** Gris oscuro-Dark Grey  
3LxG9



Aluminio-Aluminium 100-240V ~ 50/60Hz máx 5W LED



6547 Gris oscuro-Dark Grey  
5L×G9



IP65

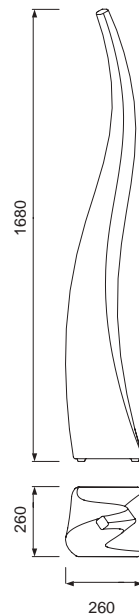
OAMI 005818614-0001

ESPIGA



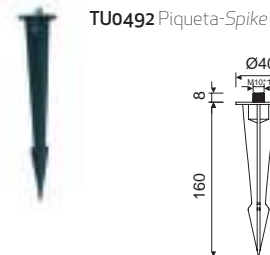
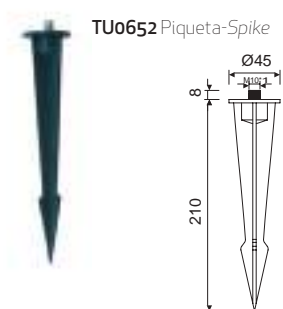


**1400** Blanco-White  
4L xGU10 máx 12W LED  
1L x E27 máx 20WLED



1326  
pág. 386

Complementos Exterior-Outdoor Complements



PE/Acero-PE/Steel 100-240V ~ 50/60Hz

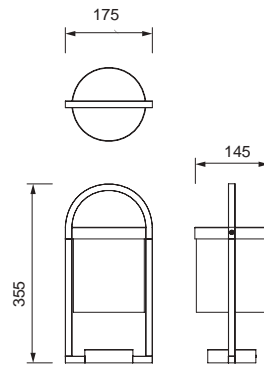
IP65

OAMI 01793845-0001

FLAME  
Santiago Sevillano



**6550** Gris oscuro-Dark grey  
1L x E27



6555  
pág. 424



6554  
pág. 358



6551  
pág. 306



Aluminio/cristal-Aluminium/glass 100-240V ~ 50/60Hz máx 20W LED



IP54

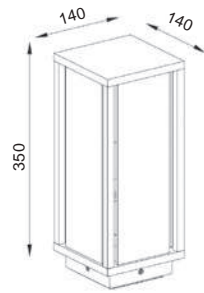
OAMI 005818614-0004

MAYA



**6490** Grafito-Graphite

1L x E27



6492  
pág. 312



NOT INCLUDED



IP54

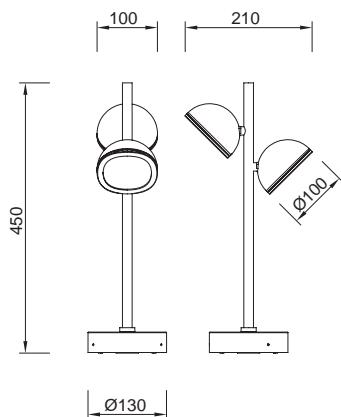
MERIBEL



# EVEREST

José Ignacio Ballester

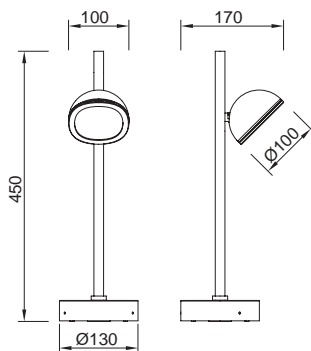
**6741** Gris oscuro-Dark grey  
2L×GX53



**6740** Blanco-White  
2L×GX53



**6745** Gris oscuro-Dark grey  
1L×GX53

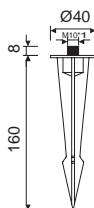


**6744** Blanco-White  
1L×GX53

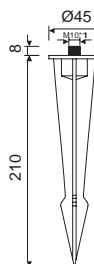


Complementos Exterior-Outdoor Complements

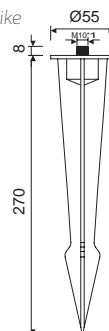
**TU0492** Piqueta-Spike



**TU0652** Piqueta-Spike



**TU0653** Piqueta-Spike



6506  
pág. 322



IP65

6740

OAMI 005818614-0002

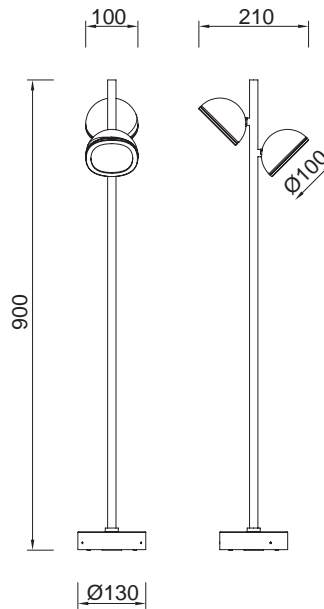
EVEREST



## EVEREST

José Ignacio Ballester

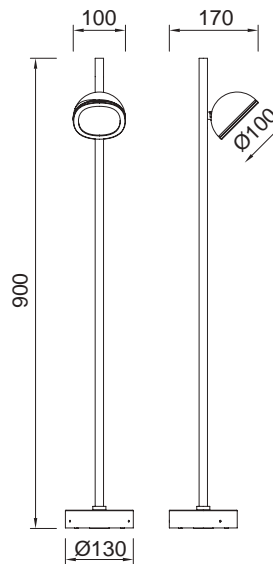
**6743** Gris oscuro-Dark grey  
2L×GX53



**6742** Blanco-White  
2L×GX53



**6747** Gris oscuro-Dark grey  
1L×GX53

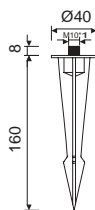


**6746** Blanco-White  
1L×GX53

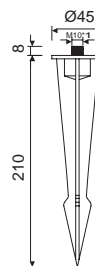


## Complementos Exterior-Outdoor Complements

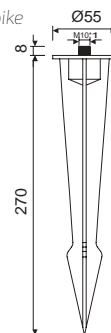
**TU0492** Piqueta-Spike



**TU0652** Piqueta-Spike



**TU0653** Piqueta-Spike



IP65

6743

OAMI 005818614-0002

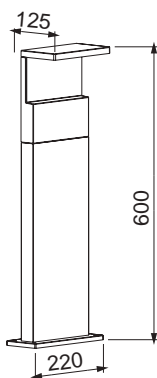
EVEREST



**6772**

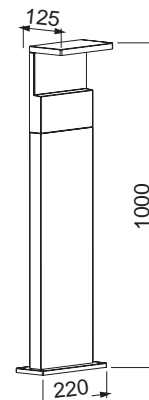
Gris Oscuro/Madera-Dark Grey/Wood

LED 13W 3000K 980lm

**6773**

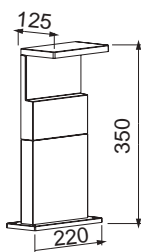
Gris Oscuro/Madera-Dark Grey/Wood

LED 13W 3000K 980lm

**6771**

Gris Oscuro/Madera-Dark Grey/Wood

LED 13W 3000K 980lm

6770  
pág. 308



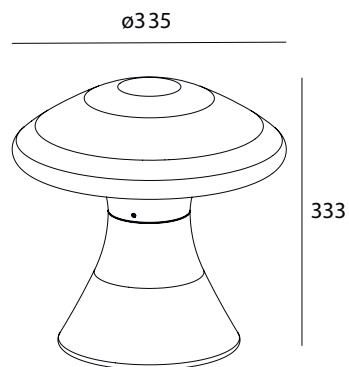
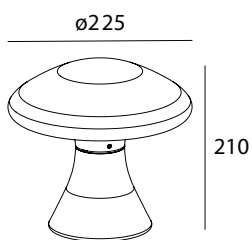


TAOS  
3000K

IP65

**7105** Gris Piedra-*Stone Grey*  
LED 6.5W 3000K 490lm

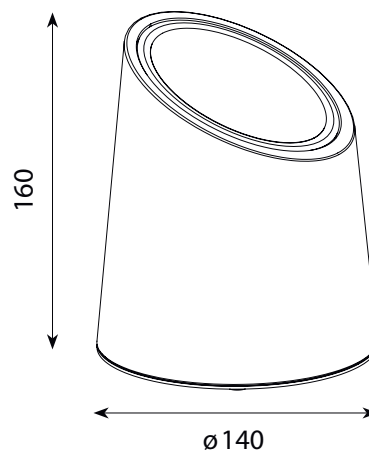
**7106** Gris Piedra-*Stone Grey*  
LED 12W 3000K 905lm



7108  
pág. 354



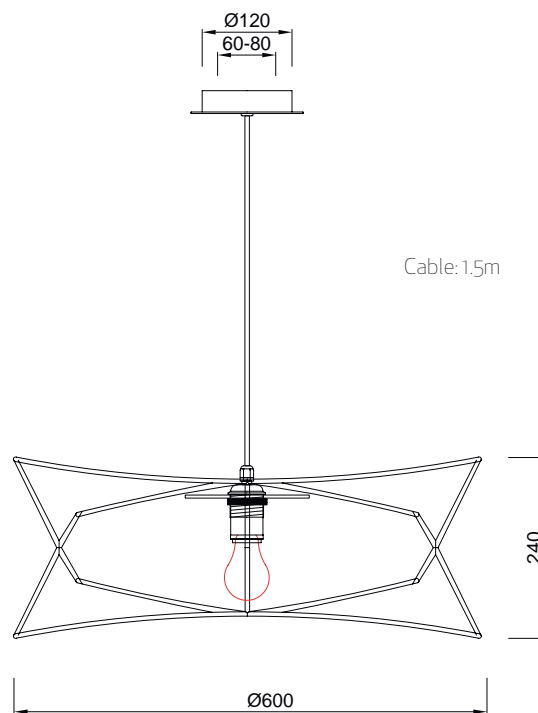
**7107** Gris Piedra-*Stone Grey*  
1L x GU10 (no incl.)



IP65



**7130** Beige oscuro-Dark beige  
1L x E27 (no incl.)



7138  
pág. 414



7134  
pág. 368



7133  
pág. 304

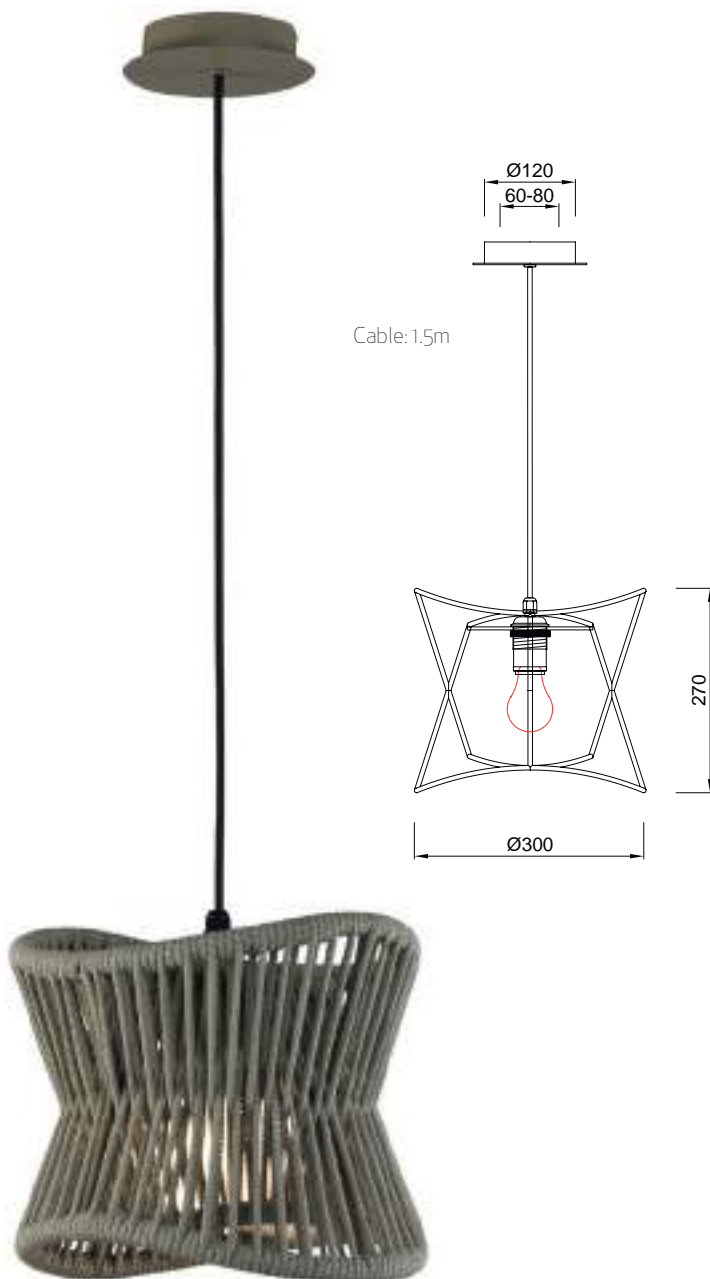


IP44

POLINESIA



**7131** Beige oscuro-Dark beige  
1L x E27 (no incl.)





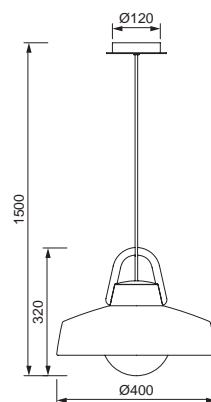


# KINKÉ

Santolaria & Llusà



**6212**  
Blanco/Gris antracita  
White/Gray Anthracite  
1 x E27 máx.20W LED



NOT INCLUDED



IP44

KINKÉ

Santolaria & Llusçà



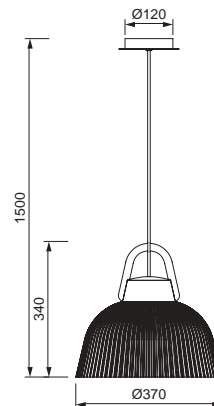
# KINKÉ

Santolaria & Lluscà

Colgante exterior-Pendant outdoor



**6211**  
Blanco/Gris antracita  
White/Gray Anthracite  
1 x E27 máx.20W LED



NOT INCLUDED



IP44

KINKÉ

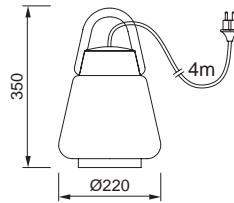


# KINKÉ

Santolaria & Lluscà

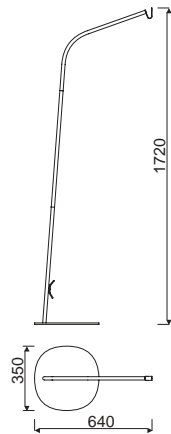


**6213** Blanco/Gris antracita-White/Gray Anthracite  
1 x E27 máx.20W LED



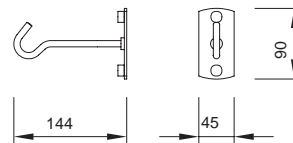
**6215** Peana-Base

Gris antracita/Gray Anthracite



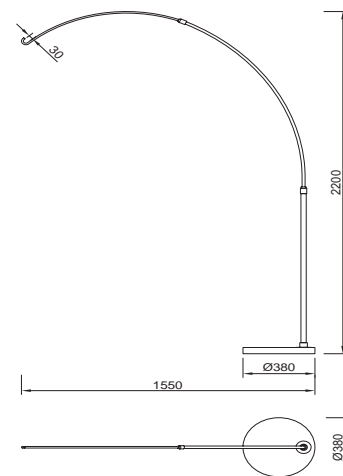
**6214** Gancho-Hook

Gris antracita/Gray Anthracite



**6218** Peana-Base

Acero Inoxidable-Base mármol negro  
Stainless Steel-Black marble base



NOT INCLUDED



IP65

KINKÉ



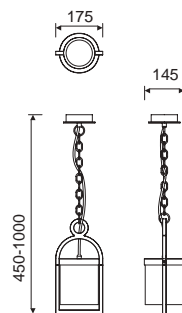
RoHS  
compliant

6213+6215

423



**6555** Gris oscuro-Dark grey  
1L x E27



6550  
pág. 400



6551  
pág. 306



6553  
pág. 358



Aluminio/cristal-Aluminium/glass 100-240V ~ 50/60Hz máx. 20 WLED



IP54

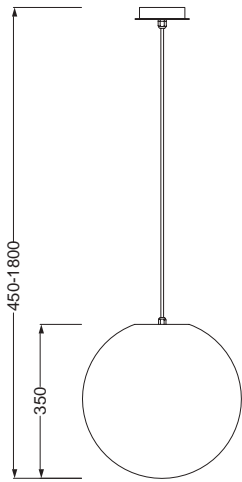
OAMI 005818614-0006

MAYA

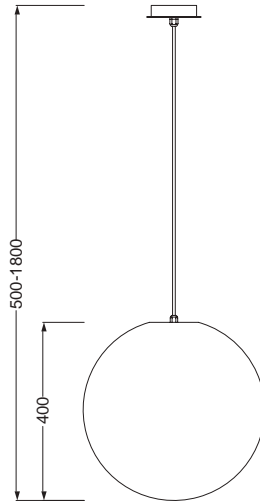


# AVORIAZ

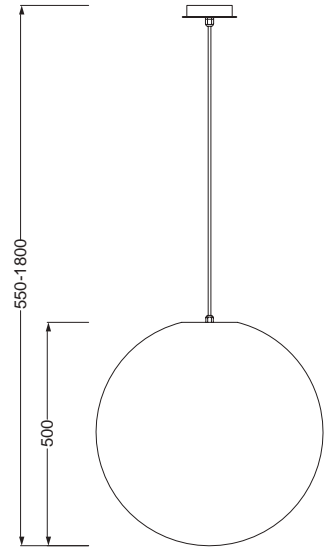
**1397 Blanco-White**  
1L x E27



**1398 Blanco-White**  
1L x E27



**1399 Blanco-White**  
1L x E27



1388  
pág. 388



NOT INCLUDED



IP44

AVORIAZ



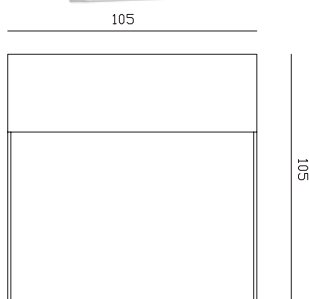
# BAKER

3000K

**7011** Gris Oscuro-DarkGrey  
LED 3W 210lm




**7012** Blanco Arena-Sanded White  
LED 3W 210lm



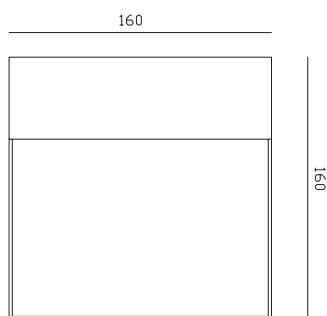
**7640** Corten-Corten  
LED 3W 210lm



**7015** Gris Oscuro-DarkGrey  
LED 6W 420lm



**7016** Blanco Arena-Sanded White  
LED 6W 420lm



**7642** Corten-Corten  
LED 6W 420lm





# BAKER

3000K

**7013** Gris Oscuro-DarkGrey  
LED 3W 210lm



**7014** Blanco Arena-Sanded White  
LED 3W 210lm

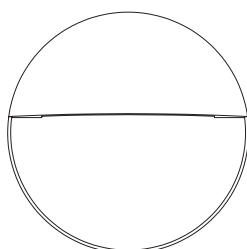


**7641** Corten-Corten  
LED 3W 210lm



∅110mm

22



**7017** Gris Oscuro-DarkGrey  
LED 6W 420lm



**7018** Blanco Anera-Sanded White  
LED 6W 420lm

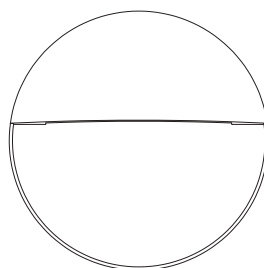


**7643** Corten-Corten  
LED 6W 420lm



∅160mm

30



Aluminio/PC-Aluminium/PC 200-240V~ 50/60Hz



# ASPEN

3000K

**7021** Gris Oscuro-DarkGrey  
LED 3W 210lm

**7022** Negro Arena-Sanded Black  
LED 3W 210lm

**7023** Blanco Arena-Sanded White  
LED 3W 210lm

**7024** Gris Oscuro-DarkGrey  
LED 3W 210lm

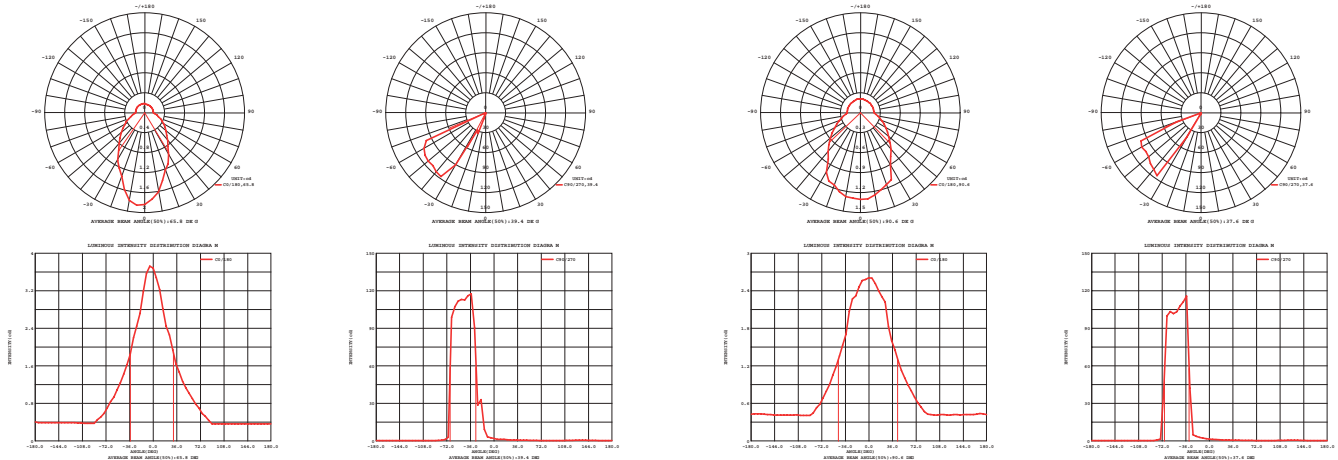
**7025** Negro Arena-Sanded Black  
LED 3W 210lm

**7026** Blanco Anera-Sanded White  
LED 3W 210lm



LUMINOUS INTENSITY DISTRIBUTION DIAGRAM

LUMINOUS INTENSITY DISTRIBUTION DIAGRAM



## \* Modos Instalación-Installation Forms



Con tubo carcasa-Recessed tube housing



76mm



Con pinzas-With clamps



74mm





IP65

SPEN



# ASPEN

3000K

**7027** Gris Oscuro-DarkGrey  
LED 3W 210lm

**7030** Gris Oscuro-DarkGrey  
LED 3W 210lm

**7028** Negro Arena-Sanded Black  
LED 3W 210lm

**7031** Negro Arena-Sanded Black  
LED 3W 210lm

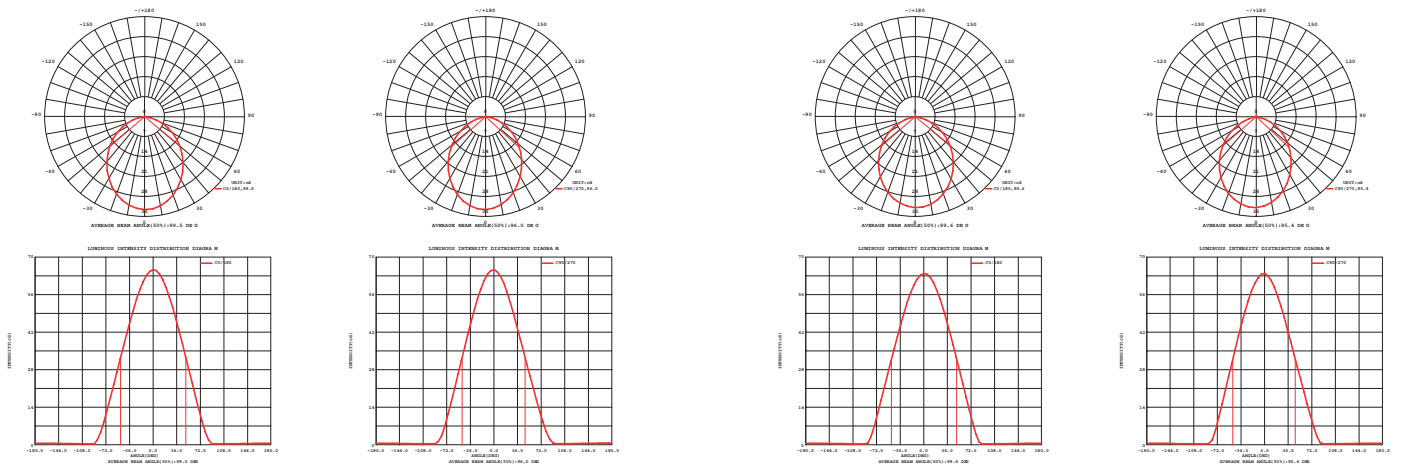
**7029** Blanco Arena-Sanded White  
LED 3W 210lm

**7032** Blanco Anera-Sanded White  
LED 3W 210lm



LUMINOUS INTENSITY DISTRIBUTION DIAGRAM

LUMINOUS INTENSITY DISTRIBUTION DIAGRAM



## \* Modos Instalación-Installation Forms



Con tubo carcasa-Recessed tube housing



76mm



Con pinzas-With clamps



74mm



IP65

ASPEN



## LED E27 T30 Bulb

### Características

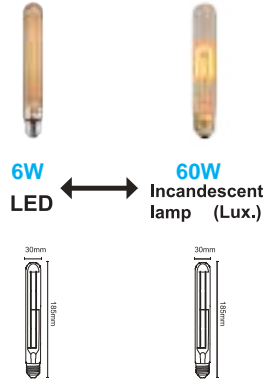
- \* Voltaje: AC 220-240V 50/60Hz 430mA
- \* 20.000 hrs. vida útil
- \* Encendido instantaneo con potencia total
- \* Perfecta para reemplazar la lampara incandescente de 60W
- \* Baja temperatura al tacto
- \* Libre de mercurio, Libre de emision UV & IR
- \* Esta lampara no es idonea para la iluminacion de acentuacion

### Features


- \* Voltage: AC 220-240V 50/60Hz 430mA
- \* 20,000hrs long life time
- \* Instant start with full bright output flick free
- \* Perfect replacement for 60W incandescent Bulb
- \* Low temperature, safety to touch
- \* No UV or IR emission, mercury FREE
- \* This lamp is not suitable for accent lighting



6W E27 575 Lumen  
T30



Item No.	R09233
Potencia nominal/Wattage(W)	6
Temperatura de color/CCT(K)	2400K
Flujo luminoso/Luminous Flux(lm)	575
Tension nominal/Votage(V)	AC 220-240V 50/60Hz
Regulable/Dimmable	NO
CRI	≥80
Casquillo/Lamp Head	E27
Angulo/Beam Angle(deg)	360°
Material	Aluminio+Cristal/Aluminum+Glass
Dimensiones/Dimensions(mm)	Φ30*185



## LED E27 T30 Bulb

### Características

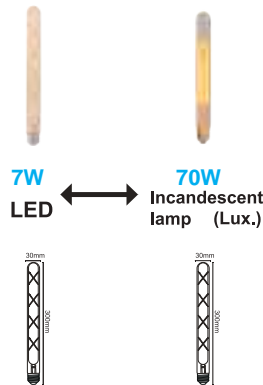
- \* Voltaje: AC 220-240V 50/60Hz 430mA
- \* 20.000 hrs. vida útil
- \* Encendido instantaneo con potencia total
- \* Perfecta para reemplazar la lampara incandescente de 70W
- \* Baja temperatura al tacto
- \* Libre de mercurio, Libre de emision UV & IR
- \* Esta lampara no es idonea para la iluminacion de acentuacion

### Features


- \* Voltage: AC 220-240V 50/60Hz 430mA
- \* 20,000hrs long life time
- \* Instant start with full bright output flick free
- \* Perfect replacement for 70W incandescent Bulb
- \* Low temperature, safety to touch
- \* No UV or IR emission, mercury FREE
- \* This lamp is not suitable for accent lighting



7W E27 660 Lumen  
T30



Item No.	R09232
Potencia nominal/Wattage(W)	7
Temperatura de color/CCT(K)	2400K
Flujo luminoso/Luminous Flux(lm)	660
Tension nominal/Votage(V)	AC 220-240V 50/60Hz
Regulable/Dimmable	NO
CRI	≥80
Casquillo/Lamp Head	E27
Angulo/Beam Angle(deg)	360°
Material	Aluminio+Cristal/Aluminum+Glass
Dimensiones/Dimensions(mm)	Φ30*300



## LED E27 G95 Bulb

### Características

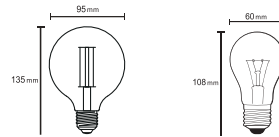

- \* Voltaje: AC 220-240V 50/60Hz 45mA
- \* 15,000 hrs. vida útil
- \* Encendido instantaneo con potencia total
- \* Perfecta para reemplazar la lampara incandescente de 75W
- \* Baja temperatura al tacto
- \* Libre de mercurio, Libre de emision UV & IR
- \* Esta lampara no es idonea para la iluminacion de acentuacion

### Features


- \* Voltage: AC 220-240V 50/60Hz 45mA
- \* 15,000hrs long life time
- \* Instant start with full bright output flick free
- \* Perfect replacement for 75W incandescent Bulb
- \* Low temperature, safety to touch
- \* No UV or IR emission, mercury FREE
- \* This lamp is not suitable for accent lighting



8W E27 700 Lumen  
G95



Item No.	R09204
Potencia nominal/Wattage(W)	8
Temperatura de color/CCT(K)	2200K
Flujo luminoso/Luminous Flux(lm)	700
Tension nominal/Votage(V)	AC 220-240V 50/60Hz
Regulable/Dimmable	YES
CRI	≥80
Casquillo/Lamp Head	E27
Angulo/Beam Angle(deg)	360°
Material	Aluminio+Crystal/Aluminum+Glass
Dimensiones/Dimensions(mm)	Φ95*135



## LED E27 G125 Bulb

### Características

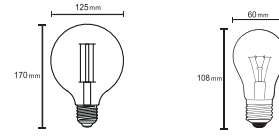

- \* Voltaje: AC 220-240V 50/60Hz 45mA
- \* 15,000 hrs. vida útil
- \* Encendido instantaneo con potencia total
- \* Perfecta para reemplazar la lampara incandescente de 75W
- \* Baja temperatura al tacto
- \* Libre de mercurio, Libre de emision UV & IR
- \* Esta lampara no es idonea para la iluminacion de acentuacion

### Features


- \* Voltage: AC 220-240V 50/60Hz 45mA
- \* 15,000hrs long life time
- \* Instant start with full bright output flick free
- \* Perfect replacement for 75W incandescent Bulb
- \* Low temperature, safety to touch
- \* No UV or IR emission, mercury FREE
- \* This lamp is not suitable for accent lighting



8W E27 700 Lumen  
G125



Item No.	R09205
Potencia nominal/Wattage(W)	8
Temperatura de color/CCT(K)	2200K
Flujo luminoso/Luminous Flux(lm)	700
Tension nominal/Votage(V)	AC 220-240V 50/60Hz
Regulable/Dimmable	YES
CRI	≥80
Casquillo/Lamp Head	E27
Angulo/Beam Angle(deg)	360°
Material	Aluminio+Crystal/Aluminum+Glass
Dimensiones/Dimensions(mm)	Φ125*170



# LED E27 ST64 Bulb

## Características


- \* Voltaje: AC 220-240V 50/60Hz 45mA
- \* 15,000 hrs. vida util
- \* Encendido instantaneo con potencia total
- \* Perfecta para reemplazar la lampara incandescente de 75W
- \* Baja temperatura al tacto
- \* Libre de mercurio, Libre de emision UV & IR
- \* Esta lampara no es idonea para la iluminacion de acentuacion

## Features

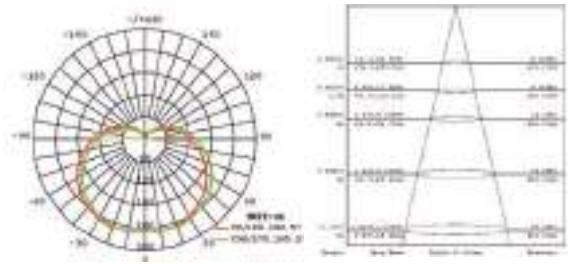
- \* Voltage: AC 220-240V 50/60Hz 45mA
- \* 15,000hrs long life time
- \* Instant start with full bright output flick free
- \* Perfect replacement for 75W incandescent Bulb
- \* Low temperature, safety to touch
- \* No UV or IR emission, mercury FREE
- \* This lamp is not suitable for accent lighting



8W E27 700 Lumen  
ST64



Item No.	R09206
Potencia nominal/Wattage(W)	8
Temperatura de color/CCT(K)	2200K
Flujo luminoso/Luminous Flux(lm)	700
Tension nominal/Votage(V)	AC 220-240V 50/60Hz
Regulable/Dimmable	YES
CRI	≥80
Casquillo/Lamp Head	E27
Angulo/Beam Angle(deg)	360°
Material	Aluminio+Cristal/Aluminum+Glass
Dimensiones/Dimensions(mm)	Φ64*142



# LED E27 Bulb

## Características


- \* Voltaje: AC 220-240V 50/60Hz 45mA
- \* 15,000 hrs. vida util
- \* Encendido instantaneo con potencia total
- \* Perfecta para reemplazar la lampara incandescente de 65W
- \* Baja temperatura al tacto
- \* Libre de mercurio, Libre de emision UV & IR
- \* Esta lampara no es idonea para la iluminacion de acentuacion

## Features

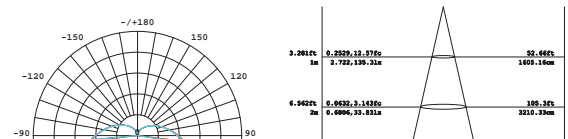
- \* Voltage: AC 220-240V 50/60Hz 45mA
- \* 15,000hrs long life time
- \* Instant start with full bright output flick free
- \* Perfect replacement for 65W incandescent Bulb
- \* Low temperature, safety to touch
- \* No UV or IR emission, mercury FREE
- \* This lamp is not suitable for accent lighting



6.5W E27 650 Lumen  
ST64



Item No.	R09228
Potencia nominal/Wattage(W)	6.5
Temperatura de color/CCT(K)	2200K
Flujo luminoso/Luminous Flux(lm)	650
Tension nominal/Votage(V)	AC 220-240V 50/60Hz



## LED E27 Bulb

### Características


- \* Voltaje: AC 220-240V 50/60Hz 56mA
- \* 15,000 hrs. vida útil
- \* Encendido instantaneo con potencia total
- \* Perfecta para reemplazar la lampara incandescente de 65W
- \* Baja temperatura al tacto
- \* Libre de mercurio, Libre de emision UV & IR
- \* Esta lampara no es idonea para la iluminacion de acentuacion

### Features

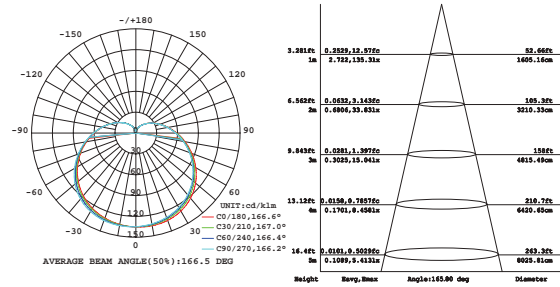
- \* Voltage: AC 220-240V 50/60Hz 56mA
- \* 15,000hrs long life time
- \* Instant start with full bright output flick free
- \* Perfect replacement for 65W incandescent Bulb
- \* Low temperature, safety to touch
- \* No UV or IR emission, mercury FREE
- \* This lamp is not suitable for accent lighting



6.5W E27 650 Lumen  
G95



Item No.	R09229
Potencia nominal/Wattage(W)	6.5
Temperatura de color/CCT(K)	2200K
Flujo luminoso/Luminous Flux(lm)	650
Tension nominal/Votage(V)	AC 220-240V 50/60Hz
Regulable/Dimmable	NO
CRI	≥80
Casquillo/Lamp Head	E27
Angulo/Beam Angle(deg)	360°
Material	Aluminio+Cristal/Aluminum+Glass
Dimensiones/Dimensions(mm)	Φ95*133



## LED E27 Bulb

### Características


- \* Voltaje: AC 220-240V 50/60Hz 56mA
- \* 15,000 hrs. vida útil
- \* Encendido instantaneo con potencia total
- \* Perfecta para reemplazar la lampara incandescente de 65W
- \* Baja temperatura al tacto
- \* Libre de mercurio, Libre de emision UV & IR
- \* Esta lampara no es idonea para la iluminacion de acentuacion

### Features

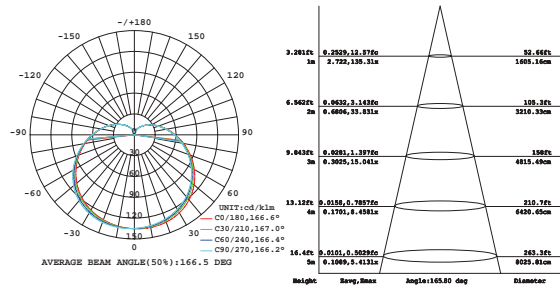
- \* Voltage: AC 220-240V 50/60Hz 56mA
- \* 15,000hrs long life time
- \* Instant start with full bright output flick free
- \* Perfect replacement for 65W incandescent Bulb
- \* Low temperature, safety to touch
- \* No UV or IR emission, mercury FREE
- \* This lamp is not suitable for accent lighting



6.5W E27 650 Lumen  
G125



Item No.	R09230
Potencia nominal/Wattage(W)	6.5
Temperatura de color/CCT(K)	2200K
Flujo luminoso/Luminous Flux(lm)	650
Tension nominal/Votage(V)	AC 220-240V 50/60Hz
Regulable/Dimmable	NO
CRI	≥80
Casquillo/Lamp Head	E27
Angulo/Beam Angle(deg)	360°
Material	Aluminio+Cristal/Aluminum+Glass
Dimensiones/Dimensions(mm)	Φ125*176



## LED E27 Bulb

### Características


- \* Voltaje: AC 220-240V/50Hz 55mA
- \* 15,000 hrs. vida útil
- \* Encendido instantaneo con potencia total
- \* Perfecta para reemplazar la lampara incandescente de 65W
- \* Baja temperatura al tacto
- \* Libre de mercurio, Libre de emision UV & IR
- \* Esta lampara no es idonea para la iluminacion de acentuacion

### Features


- \* Voltage: AC 220-240V/50Hz 55mA
- \* 15,000hrs long life time
- \* Instant start with full bright output flick free
- \* Perfect replacement for 65W incandescent Bulb
- \* Low temperature, safety to touch
- \* No UV or IR emission, mercury FREE
- \* This lamp is not suitable for accent lighting



6.5W E27 800 Lumen



Item No.	R09237	R09238
Potencia nominal/Wattage(W)	6.5	
Temperatura de color/CCT(K)	3000K	4000K
Flujo luminoso/Luminous Flux(lm)	790	800
Tension nominal/Voltage(V)	AC 220-240V/50Hz	
Regulable/Dimmable	NO	
CRI	≥80	
Casquillo/Lamp Head	E27	
Angulo/Beam Angle(deg)	360°	
Material	Aluminio+Cristal/Aluminum+Glass	
Dimensiones/Dimensions(mm)	Φ45*73	



## LED E14 Bulb

### Características


- \* Voltaje: AC 220-240V/50Hz 55mA
- \* 15,000 hrs. vida útil
- \* Encendido instantaneo con potencia total
- \* Perfecta para reemplazar la lampara incandescente de 65W
- \* Baja temperatura al tacto
- \* Libre de mercurio, Libre de emision UV & IR
- \* Esta lampara no es idonea para la iluminacion de acentuacion

### Features


- \* Voltage: AC 220-240V/50Hz 55mA
- \* 15,000hrs long life time
- \* Instant start with full bright output flick free
- \* Perfect replacement for 65W incandescent Bulb
- \* Low temperature, safety to touch
- \* No UV or IR emission, mercury FREE
- \* This lamp is not suitable for accent lighting



6.5W E14 800 Lumen



Item No.	R09239	R09240
Potencia nominal/Wattage(W)	6.5	
Temperatura de color/CCT(K)	3000K	4000K
Flujo luminoso/Luminous Flux(lm)	790	800
Tension nominal/Voltage(V)	AC 220-240V/50Hz	
Regulable/Dimmable	NO	
CRI	≥80	
Casquillo/Lamp Head	E14	
Angulo/Beam Angle(deg)	360°	
Material	Aluminio+Cristal/Aluminum+Glass	
Dimensiones/Dimensions(mm)	Φ45*78	





## LED E27 Bulb

### Características


- \* Voltaje: AC 220-240V 50/60Hz 56mA
- \* 25,000 hrs. vida útil
- \* Encendido instantaneo con potencia total
- \* Perfecta para reemplazar la lampara incandescente de 140W
- \* Baja temperatura al tacto
- \* Libre de mercurio, Libre de emision UV & IR
- \* Esta lampara no es idonea para la iluminacion de acentuacion

### Features

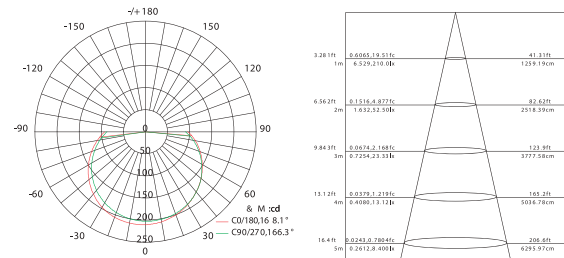
- \* Voltage: AC 220-240V 50/60Hz 56mA
- \* 25,000hrs long life time
- \* Instant start with full bright output flick free
- \* Perfect replacement for 140W incandescent Bulb
- \* Low temperature, safety to touch
- \* No UV or IR emission, mercury FREE
- \* This lamp is not suitable for accent lighting



6.5W E27 720 Lumen  
G95



Item No.	R09244	R09245
Potencia nominal/Wattage(W)		6.5
Temperatura de color/CCT(K)	3000K	4000K
Flujo luminoso/Luminous Flux(lm)	720	740
Tension nominal/Voltage(V)	AC 220-240V 50/60Hz	
Regulable/Dimmable	NO	
CRI	≥80	
Casquillo/Lamp Head	E27	
Angulo/Beam Angle(deg)	300°	
Material	Aluminio+Glass Lens/Aluminum+Glass Lens	
Dimensiones/Dimensions(mm)	Φ95*133	



## LED E27 Bulb

### Características


- \* Voltaje: AC 220-240V 50/60Hz 45mA
- \* 25,000 hrs. vida útil
- \* Encendido instantaneo con potencia total
- \* Perfecta para reemplazar la lampara incandescente de 175W
- \* Baja temperatura al tacto
- \* Libre de mercurio, Libre de emision UV & IR
- \* Esta lampara no es idonea para la iluminacion de acentuacion

### Features

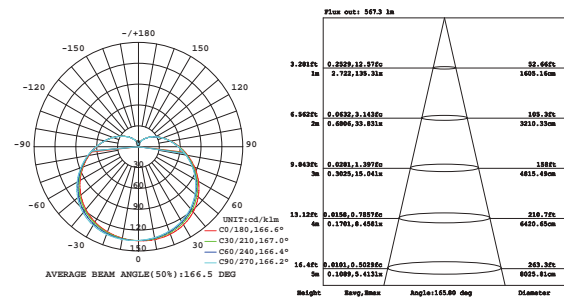
- \* Voltage: AC 220-240V 50/60Hz 45mA
- \* 25,000hrs long life time
- \* Instant start with full bright output flick free
- \* Perfect replacement for 175W incandescent Bulb
- \* Low temperature, safety to touch
- \* No UV or IR emission, mercury FREE
- \* This lamp is not suitable for accent lighting



8W E27 720 Lumen  
G95



Item No.	R09246
Potencia nominal/Wattage(W)	8
Temperatura de color/CCT(K)	3000K
Flujo luminoso/Luminous Flux(lm)	720
Tension nominal/Voltage(V)	AC 220-240V 50/60Hz
Regulable/Dimmable	YES
CRI	≥80
Casquillo/Lamp Head	E27
Angulo/Beam Angle(deg)	300°
Material	Aluminio+Cristal/Aluminum+Glass
Dimensiones/Dimensions(mm)	Φ95*133



## LED E27 Bulb



### Características

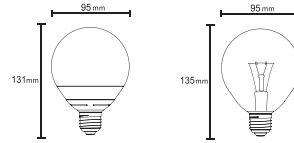
- \* Voltaje: AC 220-240V 50/60Hz 60mA
- \* 25,000 hrs. vida útil
- \* Encendido instantaneo con potencia total
- \* Perfecta para reemplazar la lampara incandescente de 140W
- \* Baja temperatura al tacto
- \* Libre de mercurio, Libre de emision UV & IR
- \* Esta lampara no es idonea para la iluminacion de acentuacion

### Features

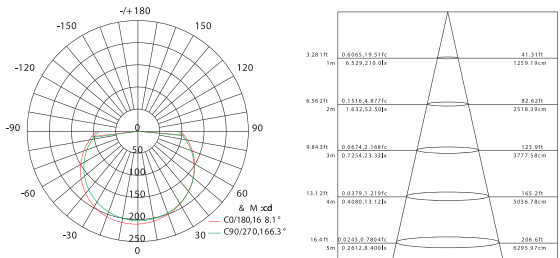
- \* Voltage: AC 220-240V 50/60Hz 60mA
- \* 25,000hrs long life time
- \* Instant start with full bright output flick free
- \* Perfect replacement for 140W incandescent Bulb
- \* Low temperature, safety to touch
- \* No UV or IR emission, mercury FREE
- \* This lamp is not suitable for accent lighting



14W E27 1309 Lumen  
G95



Item No.	R09122	R09123
Potencia nominal/Wattage(W)	14	14
Temperatura de color/CCT(K)	3000K	5000K
Flujo luminoso/Luminous Flux(lm)	1259	1309
Tension nominal/Votage(V)	AC 220-240V 50/60Hz	
Regulable/Dimmable	NO	
CRI	≥80	
Casquillo/Lamp Head	E27	
Angulo/Beam Angle(deg)	180°	
Material	Aluminio+PC/Aluminum+PC	
Dimensiones/Dimensions(mm)	Φ95*131	



## LED E27 Bulb

### Características

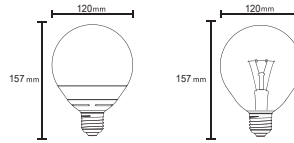
- \* Voltaje: AC 220-240V 50/60Hz
- \* 25,000 hrs. vida útil
- \* Encendido instantaneo con potencia total
- \* Perfecta para reemplazar la lampara incandescente de 175W
- \* Baja temperatura al tacto
- \* Libre de mercurio, Libre de emision UV & IR
- \* Esta lampara no es idonea para la iluminacion de acentuacion

### Features

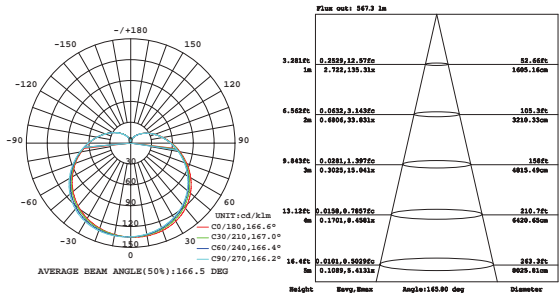
- \* Voltage: AC 220-240V 50/60Hz
- \* 25,000hrs long life time
- \* Instant start with full bright output flick free
- \* Perfect replacement for 175W incandescent Bulb
- \* Low temperature, safety to touch
- \* No UV or IR emission, mercury FREE
- \* This lamp is not suitable for accent lighting



20W E27 1670 Lumen  
G120



Item No.	R09212	R09213
Potencia nominal/Wattage(W)	20	20
Temperatura de color/CCT(K)	3000K	4000K
Flujo luminoso/Luminous Flux(lm)	1615	1670
Tension nominal/Votage(V)	AC 220-240V 50/60Hz	
Regulable/Dimmable	NO	
CRI	≥80	
Casquillo/Lamp Head	E27	
Angulo/Beam Angle(deg)	270°	
Material	Aluminio+Cristal/Aluminum+Glass	
Dimensiones/Dimensions(mm)	Φ120*157	



## LED E27 Bulb

### Características

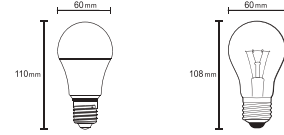

- \* Voltaje: AC 220-240V 50/60Hz 60mA
- \* 20,000 hrs. vida útil
- \* Encendido instantaneo con potencia total
- \* Perfecta para reemplazar la lampara incandescente de 100W
- \* Baja temperatura al tacto
- \* Libre de mercurio, Libre de emision UV & IR
- \* Esta lampara no es idonea para la iluminacion de acentuacion

### Features

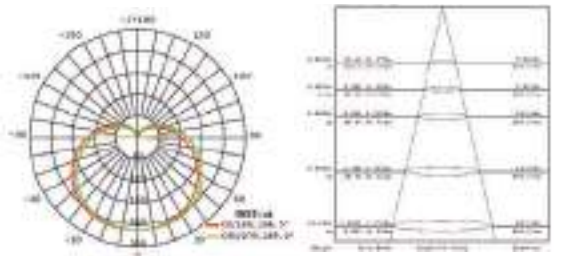
- \* Voltage: AC 220-240V 50/60Hz 60mA
- \* 20,000hrs long life time
- \* Instant start with full bright output flick free
- \* Perfect replacement for 100W incandescent Bulb
- \* Low temperature, safety to touch
- \* No UV or IR emission, mercury FREE
- \* This lamp is not suitable for accent lighting



11W E27 870 Lumen Dimmable



Item No.	R09137
Potencia nominal/Wattage(W)	11
Temperatura de color/CCT(K)	3000K
Flujo luminoso/Luminous Flux(lm)	850
Tension nominal/Votage(V)	AC 220-240V 50/60Hz
Regulable/Dimmable	YES
CRI	≥80
Casquillo/Lamp Head	E27
Angulo/Beam Angle(deg)	240°
Material	PBT+crystal/glass
Dimensiones/Dimensions(mm)	Φ60*110



## LED E27 Bulb

### Características

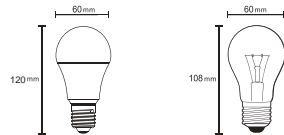
- \* Voltaje: AC 220-240V 50/60Hz 120mA
- \* 20,000 hrs. vida útil
- \* Encendido instantaneo con potencia total
- \* Perfecta para reemplazar la lampara incandescente de 125W
- \* Baja temperatura al tacto
- \* Libre de mercurio, Libre de emision UV & IR
- \* Esta lampara no es idonea para la iluminacion de acentuacion

### Features


- \* Voltage: AC 220-240V 50/60Hz 120mA
- \* 20,000hrs long life time
- \* Instant start with full bright output flick free
- \* Perfect replacement for 125W incandescent Bulb
- \* Low temperature, safety to touch
- \* No UV or IR emission, mercury FREE
- \* This lamp is not suitable for accent lighting



15W E27 1510 Lumen



Item No.	R09139	R09140
Potencia nominal/Wattage(W)	15	
Temperatura de color/CCT(K)	3000K	4000K
Flujo luminoso/Luminous Flux(lm)	1460	1510
Tension nominal/Votage(V)	AC 220-240V 50/60Hz	
Regulable/Dimmable	NO	
CRI	≥80	
Casquillo/Lamp Head	E27	
Angulo/Beam Angle(deg)	240°	
Material	PBT+crystal/glass	
Dimensiones/Dimensions(mm)	Φ60*120	



## LED E27 Bulb

### Características

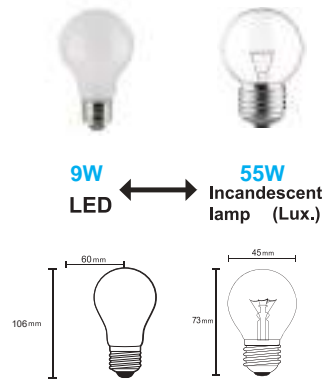
- \* Voltaje: AC 220-240V 50/60Hz 75mA
- \* 25,000 hrs. vida útil
- \* Encendido instantaneo con potencia total
- \* Perfecta para reemplazar la lampara incandescente de 55W
- \* Baja temperatura al tacto
- \* Libre de mercurio, Libre de emision UV & IR
- \* Esta lampara no es idonea para la iluminacion de acentuacion

### Features

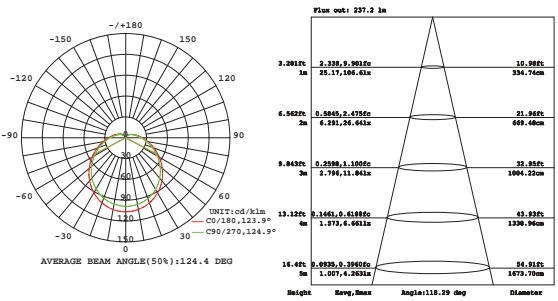
- \* Voltage: AC 220-240V 50/60Hz 75mA
- \* 25,000hrs long life time
- \* Instant start with full bright output flick free
- \* Perfect replacement for 55W incandescent Bulb
- \* Low temperature, safety to touch
- \* No UV or IR emission, mercury FREE
- \* This lamp is not suitable for accent lighting



9W E27 1055 Lumen



Item No.	R09234	R09235
Potencia nominal/Wattage(W)		9
Temperatura de color/CCT(K)	3000K	4000K
Flujo luminoso/Luminous Flux(lm)	1055	1090
Tension nominal/Votage(V)	AC 220-240V 50/60Hz	
Regulable/Dimmable	NO	
CRI	≥80	
Casquillo/Lamp Head	E27	
Angulo/Beam Angle(deg)	140°	
Material	Cristal+PC+Metal/Glass+PC+Metal	
Dimensiones/Dimensions(mm)	Φ60*106	



## LED E27 Bulb

### Características


- \* Voltaje: AC 220-240V 50/60Hz 45mA
- \* 25,000 hrs. vida útil
- \* Encendido instantaneo con potencia total
- \* Perfecta para reemplazar la lampara incandescente de 55W
- \* Baja temperatura al tacto
- \* Libre de mercurio, Libre de emision UV & IR
- \* Esta lampara no es idonea para la iluminacion de acentuacion

### Features

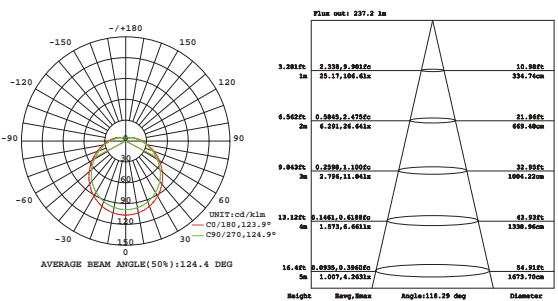
- \* Voltage: AC 220-240V 50/60Hz 45mA
- \* 25,000hrs long life time
- \* Instant start with full bright output flick free
- \* Perfect replacement for 55W incandescent Bulb
- \* Low temperature, safety to touch
- \* No UV or IR emission, mercury FREE
- \* This lamp is not suitable for accent lighting



5.5W E27 490 Lumen



Item No.	R09135	R09223	R09136
Potencia nominal/Wattage(W)		5.5	
Temperatura de color/CCT(K)	3000K	4000K	5000K
Flujo luminoso/Luminous Flux(lm)	470	480	490
Tension nominal/Votage(V)	AC 220-240V 50/60Hz		
Regulable/Dimmable	NO		
CRI	≥80		
Casquillo/Lamp Head	E27		
Angulo/Beam Angle(deg)	140°		
Material	Cristal+PC+Metal/Glass+PC+Metal		
Dimensiones/Dimensions(mm)	Φ45*78		



## LED E27 Bulb

### Características


- \* Voltaje: AC 220-240V 50/60Hz 56mA
- \* 15.000 hrs. vida útil
- \* Encendido instantaneo con potencia total
- \* Perfecta para reemplazar la lampara incandescente de 70W
- \* Baja temperatura al tacto
- \* Libre de mercurio, Libre de emision UV & IR
- \* Esta lampara no es idonea para la iluminacion de acentuacion

### Features


- \* Voltage: AC 220-240V 50/60Hz 56mA
- \* 15,000hrs long life time
- \* Instant start with full bright output flick free
- \* Perfect replacement for 70W incandescent Bulb
- \* Low temperature, safety to touch
- \* No UV or IR emission, mercury FREE
- \* This lamp is not suitable for accent lighting



7W E27 800 Lumen



Item No.	R09131	R09211
Potencia nominal/Wattage(W)	7	
Temperatura de color/CCT(K)	2700K	4000K
Flujo luminoso/Luminous Flux(lm)	800	800
Tension nominal/Votage(V)	AC 220-240V 50/60Hz	
Regulable/Dimmable	NO	
CRI	≥80	
Casquillo/Lamp Head	E27	
Angulo/Beam Angle(deg)	360°	
Material	Cristal / Glass	
Dimensiones/Dimensions(mm)	Φ60*106	



## LED E27 Bulb

### Características


- \* Voltaje: AC 220-240V 50/60Hz 35mA
- \* 15.000 hrs. vida útil
- \* Encendido instantaneo con potencia total
- \* Perfecta para reemplazar la lampara incandescente de 40W
- \* Baja temperatura al tacto
- \* Libre de mercurio, Libre de emision UV & IR
- \* Esta lampara no es idonea para la iluminacion de acentuacion

### Features

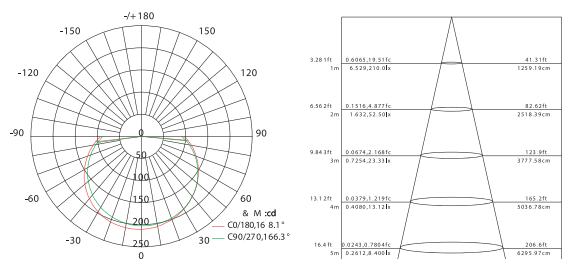
- \* Voltage: AC 220-240V 50/60Hz 35mA
- \* 15,000hrs long life time
- \* Instant start with full bright output flick free
- \* Perfect replacement for 40W incandescent Bulb
- \* Low temperature, safety to touch
- \* No UV or IR emission, mercury FREE
- \* This lamp is not suitable for accent lighting



4W E27 470 Lumen



Item No.	R09132
Potencia nominal/Wattage(W)	4
Temperatura de color/CCT(K)	2700K
Flujo luminoso/Luminous Flux(lm)	470
Tension nominal/Votage(V)	AC 220-240V 50/60Hz
Regulable/Dimmable	NO
CRI	≥80
Casquillo/Lamp Head	E27
Angulo/Beam Angle(deg)	360°
Material	Cristal / Glass
Dimensiones/Dimensions(mm)	Φ45*73



## LED E14 Bulb

### Características

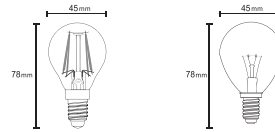

- \* Voltaje: AC 220-240V 50/60Hz 35mA
- \* 15,000 hrs. vida útil
- \* Encendido instantaneo con potencia total
- \* Perfecta para reemplazar la lampara incandescente de 40W
- \* Baja temperatura al tacto
- \* Libre de mercurio, Libre de emision UV & IR
- \* Esta lampara no es idonea para la iluminacion de acentuacion

### Features


- \* Voltage: AC 220-240V 50/60Hz 35mA
- \* 15,000hrs long life time
- \* Instant start with full bright output flick free
- \* Perfect replacement for 40W incandescent Bulb
- \* Low temperature, safety to touch
- \* No UV or IR emission, mercury FREE
- \* This lamp is not suitable for accent lighting



4W E14 470 Lumen



Item No.	R09114
Potencia nominal/Wattage(W)	4
Temperatura de color/CCT(K)	2700K
Flujo luminoso/Luminous Flux(lm)	470
Tension nominal/Voltage(V)	AC 220-240V 50/60Hz
Regulable/Dimmable	NO
CRI	≥80
Casquillo/Lamp Head	E14
Angulo/Beam Angle(deg)	360°
Material	Aluminio+Cristal/Aluminum+Glass
Dimensiones/Dimensions(mm)	Φ45*78



## LED E14 Bulb

### Características

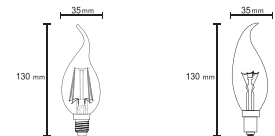

- \* Voltaje: AC 220-240V 50/60Hz 35mA
- \* 15,000 hrs. vida útil
- \* Encendido instantaneo con potencia total
- \* Perfecta para reemplazar la lampara incandescente de 40W
- \* Baja temperatura al tacto
- \* Libre de mercurio, Libre de emision UV & IR
- \* Esta lampara no es idonea para la iluminacion de acentuacion

### Features

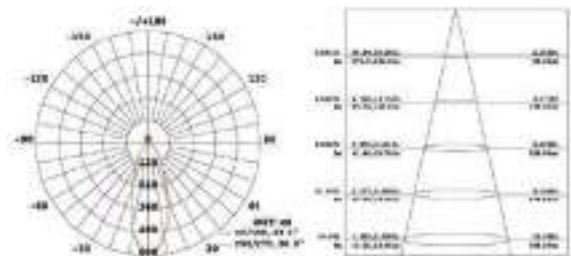
- \* Voltage: AC 220-240V 50/60Hz 35mA
- \* 15,000hrs long life time
- \* Instant start with full bright output flick free
- \* Perfect replacement for 40W incandescent Bulb
- \* Low temperature, safety to touch
- \* No UV or IR emission, mercury FREE
- \* This lamp is not suitable for accent lighting



4W E14 470 Lumen



Item No.	R09116
Potencia nominal/Wattage(W)	4
Temperatura de color/CCT(K)	2700K
Flujo luminoso/Luminous Flux(lm)	470
Tension nominal/Voltage(V)	AC 220-240V 50/60Hz
Regulable/Dimmable	NO
CRI	≥80
Casquillo/Lamp Head	E14
Angulo/Beam Angle(deg)	360°
Material	Aluminio+Cristal/Aluminum+Glass
Dimensiones/Dimensions(mm)	Φ35*130



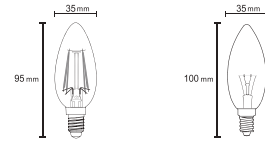

## LED E14 Bulb

### Características

- \* Voltaje: AC 220-240V 50/60Hz 35mA
- \* 15,000 hrs. vida útil
- \* Encendido instantaneo con potencia total
- \* Perfecta para reemplazar la lampara incandescente de 40W
- \* Baja temperatura al tacto
- \* Libre de mercurio, Libre de emision UV & IR
- \* Esta lampara no es idonea para la iluminacion de acentuacion

### Features

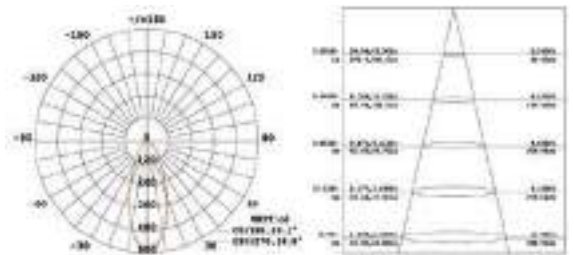
- \* Voltage: AC 220-240V 50/60Hz 35mA
- \* 15,000hrs long life time
- \* Instant start with full bright output flick free
- \* Perfect replacement for 40W incandescent Bulb
- \* Low temperature, safety to touch
- \* No UV or IR emission, mercury FREE
- \* This lamp is not suitable for accent lighting



4W E14 470 Lumen



Item No.	R09115
Potencia nominal/Wattage(W)	4
Temperatura de color/CCT(K)	2700K
Flujo luminoso/Luminous Flux(lm)	470
Tension nominal/Voltage(V)	AC 220-240V 50/60Hz
Regulable/Dimmable	NO
CRI	≥80
Casquillo/Lamp Head	E14
Angulo/Beam Angle(deg)	360°
Material	Aluminio+Cristal/Aluminum+Glass
Dimensiones/Dimensions(mm)	Φ35*95



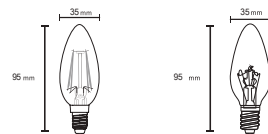

## LED E14 Bulb

### Características

- \* Voltaje: AC 220-240V 50/60Hz 35mA
- \* 15,000 hrs. vida útil
- \* Encendido instantaneo con potencia total
- \* Perfecta para reemplazar la lampara incandescente de 40W
- \* Baja temperatura al tacto
- \* Libre de mercurio, Libre de emision UV & IR
- \* Esta lampara no es idonea para la iluminacion de acentuacion

### Features

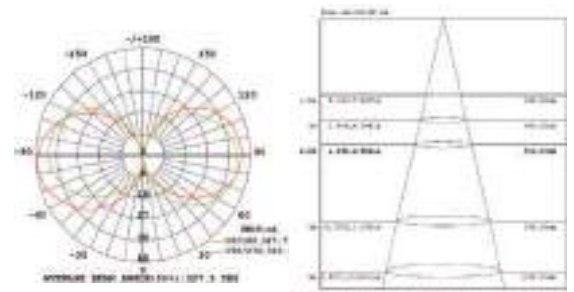
- \* Voltage: AC 220-240V 50/60Hz 35mA
- \* 15,000hrs long life time
- \* Instant start with full bright output flick free
- \* Perfect replacement for 40W incandescent Bulb
- \* Low temperature, safety to touch
- \* No UV or IR emission, mercury FREE
- \* This lamp is not suitable for accent lighting



4W E14 340 Lumen



Item No.	R09208
Potencia nominal/Wattage(W)	4
Temperatura de color/CCT(K)	2200K
Flujo luminoso/Luminous Flux(lm)	340
Tension nominal/Voltage(V)	AC 220-240V 50/60Hz
Regulable/Dimmable	NO
CRI	≥80
Casquillo/Lamp Head	E14
Angulo/Beam Angle(deg)	360°
Material	Aluminio+Cristal/Aluminum+Glass
Dimensiones/Dimensions(mm)	Φ35*95



## LED E14 Bulb

### Características


- \* Voltaje: AC 220-240V 50/60Hz 45mA
- \* 25,000 hrs. vida útil
- \* Encendido instantaneo con potencia total
- \* Perfecta para reemplazar la lampara incandescente de 55W
- \* Baja temperatura al tacto
- \* Libre de mercurio, Libre de emision UV & IR
- \* Esta lampara no es idonea para la iluminacion de acentuacion

### Features

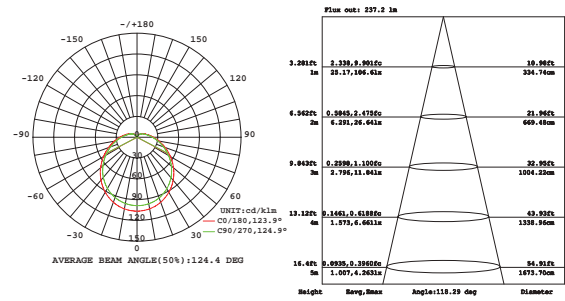
- \* Voltage: AC 220-240V 50/60Hz 45mA
- \* 25,000hrs long life time
- \* Instant start with full bright output flick free
- \* Perfect replacement for 55W incandescent Bulb
- \* Low temperature, safety to touch
- \* No UV or IR emission, mercury FREE
- \* This lamp is not suitable for accent lighting



5.5W E14 490 Lumen



Item No.	R09117	R09221	R09118
Potencia nominal/Wattage(W)		5.5	
Temperatura de color/CCT(K)	3000K	4000K	5000K
Flujo luminoso/Luminous Flux(lm)	470	480	490
Tension nominal/Votage(V)	AC 220-240V 50/60Hz		
Regulable/Dimmable	NO		
CRI	≥80		
Casquillo/Lamp Head	E14		
Angulo/Beam Angle(deg)	140°		
Material	Aluminio+PC+Cristal/Aluminum+PC+Glass		
Dimensiones/Dimensions(mm)	Φ45*82		



## LED E14 Bulb

### Características


- \* Voltaje: AC 220-240V 50/60Hz 35mA
- \* 25,000 hrs. vida útil
- \* Encendido instantaneo con potencia total
- \* Perfecta para reemplazar la lampara incandescente de 55W
- \* Baja temperatura al tacto
- \* Libre de mercurio, Libre de emision UV & IR
- \* Esta lampara no es idonea para la iluminacion de acentuacion

### Features

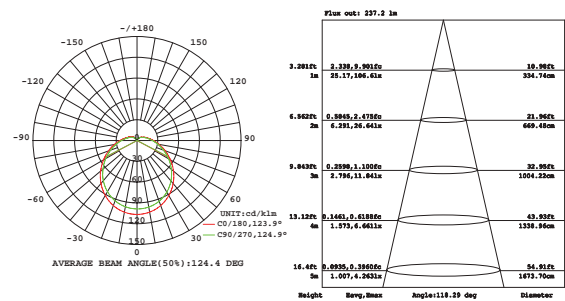
- \* Voltage: AC 220-240V 50/60Hz 35mA
- \* 25,000hrs long life time
- \* Instant start with full bright output flick free
- \* Perfect replacement for 55W incandescent Bulb
- \* Low temperature, safety to touch
- \* No UV or IR emission, mercury FREE
- \* This lamp is not suitable for accent lighting



4W E14 470 Lumen



Item No.	R09241	R09242
Potencia nominal/Wattage(W)		4
Temperatura de color/CCT(K)	3000K	4000K
Flujo luminoso/Luminous Flux(lm)	470	485
Tension nominal/Votage(V)	AC 220-240V 50/60Hz	
Regulable/Dimmable	NO	
CRI	≥80	
Casquillo/Lamp Head	E14	
Angulo/Beam Angle(deg)	360°	
Material	Aluminio+PC+Cristal/Aluminum+PC+Glass	
Dimensiones/Dimensions(mm)	Φ35*95	





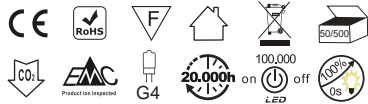
## LED G4 Bulb

### Características


- \* Voltaje: AC/DC 12V 345mA
- \* 20,000 hrs. vida útil
- \* Encendido instantaneo con potencia total
- \* Perfecta para reemplazar la lampara incandescente de 20W
- \* Baja temperatura al tacto
- \* Libre de mercurio, Libre de emision UV & IR
- \* Esta lampara no es idonea para la iluminacion de acentuacion

### Features


- \* Voltage: AC/DC 12V 345mA
- \* 20,000hrs long life time
- \* Instant start with full bright output flick free
- \* Perfect replacement for 20W incandescent Bulb
- \* Low temperature, safety to touch
- \* No UV or IR emission, mercury FREE
- \* This lamp is not suitable for accent lighting



5W G4 500 Lumen



Item No.	R09243	R09247
Potencia nominal/Wattage(W)		5
Temperatura de color/CCT(K)	3000K	4000K
Flujo luminoso/Luminous Flux(lm)		500
Tension nominal/Voltage(V)		AC/DC 12V
Regulable/Dimmable		NO
CRI		≥80
Casquillo/Lamp Head		G4
Angulo/Beam Angle(deg)		360°
Material		PCB&Ceramic
Dimensiones/Dimensions(mm)		Φ18.7*57



## LED E27 Bulb

### Características



- \* Voltaje: AC 110-240V 50/60Hz 70mA
- \* 15,000 hrs. vida útil
- \* Encendido instantaneo con potencia total
- \* Perfecta para reemplazar la lampara incandescente de 75W
- \* Baja temperatura al tacto
- \* Libre de mercurio, Libre de emision UV & IR
- \* Esta lampara no es idonea para la iluminacion de acentuacion

### Features

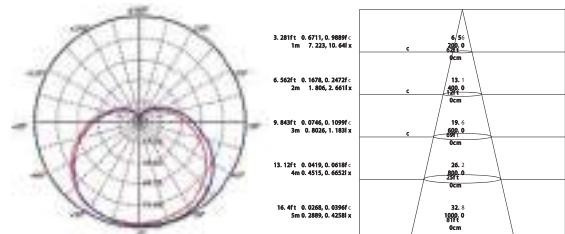
- \* Voltage: AC 110-240V 50/60Hz 70mA
- \* 15,000hrs long life time
- \* Instant start with full bright output flick free
- \* Perfect replacement for 75W incandescent Bulb
- \* Low temperature, safety to touch
- \* No UV or IR emission, mercury FREE
- \* This lamp is not suitable for accent lighting



7.5W E27 RGBW  
570 Lumen



Item No.	R00141
Potencia nominal/Wattage(W)	7.5
Temperatura de color/CCT(K)	RGB+3000k
Flujo luminoso/Luminous Flux(lm)	570
Tension nominal/Voltage(V)	AC 110-240V 50/60Hz
Regulable/Dimmable	YES
CRI	≥80
Casquillo/Lamp Head	E27
Angulo/Beam Angle(deg)	240°
Material	PBT+crystal/glass
Dimensiones/Dimensions(mm)	Φ60*107



# LED GU10 Bulb

## Características

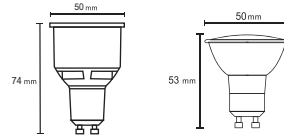
- \* Voltaje: AC 220-240V 50/60Hz 80mA
- \* 25,000 hrs. vida util
- \* Encendido instantaneo con potencia total
- \* Perfecta para reemplazar la lampara incandescente de 90W
- \* Baja temperatura al tacto
- \* Libre de mercurio, Libre de emision UV & IR
- \* Esta lampara no es idonea para la iluminacion de acentuacion

## Features

- \* Voltage: AC 220-240V 50/60Hz 80mA
- \* 25,000hrs long life time
- \* Instant start with full bright output flick free
- \* Perfect replacement for 90W incandescent Bulb
- \* Low temperature, safety to touch
- \* No UV or IR emission, mercury FREE
- \* This lamp is not suitable for accent lighting



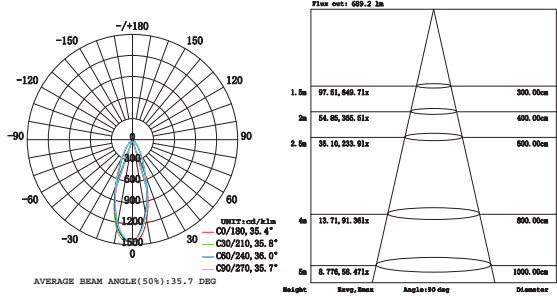
9W LED ↔ 90W Incandescent lamp (Lux.)



Dimmable  
9W GU10 820 Lumen



Item No.	R09218	R09219	R09220
Potencia nominal/Wattage(W)		9	
Temperatura de color/CCT(K)	3000K	3000K	4000K
Flujo luminoso/Luminous Flux(lm)	800	800	820
Tension nominal/Voltage(V)	AC 220-240V 50/60Hz		
Regulable/Dimmable	YES	NO	NO
CRI		≥80	
Casquillo/Lamp Head		GU10	
Angulo/Beam Angle(deg)		50°	
Material	Aluminio+PC/Aluminum+PC		
Dimensiones/Dimensions(mm)	Φ50*74		



## LED GU10 Bulb

### Características

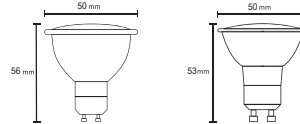
- \* Voltaje: AC 220-240V 50/60Hz 55mA
- \* 20,000 hrs. vida útil
- \* Encendido instantaneo con potencia total
- \* Perfecta para reemplazar la lampara incandescente de 60W
- \* Baja temperatura al tacto
- \* Libre de mercurio, Libre de emision UV & IR
- \* Esta lampara no es idonea para la iluminacion de acentuacion

### Features

- \* Voltage: AC 220-240V 50/60Hz 55mA
- \* 20,000hrs long life time
- \* Instant start with full bright output flick free
- \* Perfect replacement for 60W incandescent Bulb
- \* Low temperature, safety to touch
- \* No UV or IR emission, mercury FREE
- \* This lamp is not suitable for accent lighting



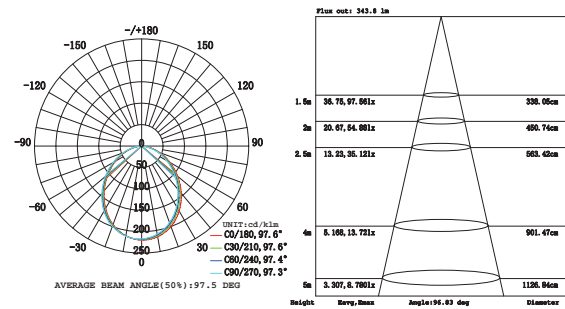
6W LED ↔ 60W Incandescent lamp (Lux.)



6W GU10 540 Lumen



Item No.	R09196	R09214	R09197
Potencia nominal/Wattage(W)		6	
Temperatura de color/CCT(K)	3000K	4000K	5000K
Flujo luminoso/Luminous Flux(lm)	520	540	540
Tension nominal/Voltage(V)	AC 220-240V 50/60Hz		
Regulable/Dimmable	NO		
CRI	≥80		
Casquillo/Lamp Head	GU10		
Angulo/Beam Angle(deg)	110°		
Material	Aluminio+PC/Aluminum+PC		
Dimensiones/Dimensions(mm)	Φ50*56		



## LED GU10 Bulb

### Características

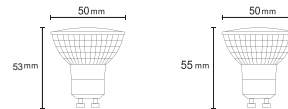
- \* Voltaje: AC 220-240V 50/60Hz 30mA
- \* 15,000 hrs. vida útil
- \* Encendido instantaneo con potencia total
- \* Perfecta para reemplazar la lampara incandescente de 40W
- \* Baja temperatura al tacto
- \* Libre de mercurio, Libre de emision UV & IR
- \* Esta lampara no es idonea para la iluminacion de acentuacion

### Features

- \* Voltage: AC 220-240V 50/60Hz 30mA
- \* 15,000hrs long life time
- \* Instant start with full bright output flick free
- \* Perfect replacement for 40W incandescent Bulb
- \* Low temperature, safety to touch
- \* No UV or IR emission, mercury FREE
- \* This lamp is not suitable for accent lighting



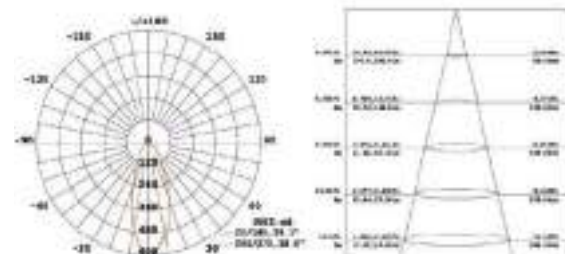
4W LED ↔ 40W Incandescent lamp (Lux.)



4W GU10 320 Lumen



Item No.	R09194	R09195
Potencia nominal/Wattage(W)		4
Temperatura de color/CCT(K)	3000K	5000K
Flujo luminoso/Luminous Flux(lm)	300	320
Tension nominal/Voltage(V)	AC 220-240V 50/60Hz	
Regulable/Dimmable	NO	
CRI	≥80	
Casquillo/Lamp Head	GU10	
Angulo/Beam Angle(deg)	110°	
Material	Aluminio+Cristal/Aluminum+Glass	
Dimensiones/Dimensions(mm)	Φ50*53	



## LED GU10 Bulb

### Características

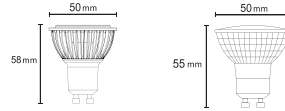
- \* Voltaje: AC 220-240V 50/60Hz 60mA
- \* 25.000 hrs. vida útil
- \* Encendido instantaneo con potencia total
- \* Perfecta para reemplazar la lampara incandescente de 80W
- \* Baja temperatura al tacto
- \* Libre de mercurio, Libre de emision UV & IR
- \* Esta lampara no es idonea para la iluminacion de acentuacion

### Features

- \* Voltage: AC 220-240V 50/60Hz 60mA
- \* 25,000hrs long life time
- \* Instant start with full bright output flick free
- \* Perfect replacement for 80W incandescent Bulb
- \* Low temperature, safety to touch
- \* No UV or IR emission, mercury FREE
- \* This lamp is not suitable for accent lighting



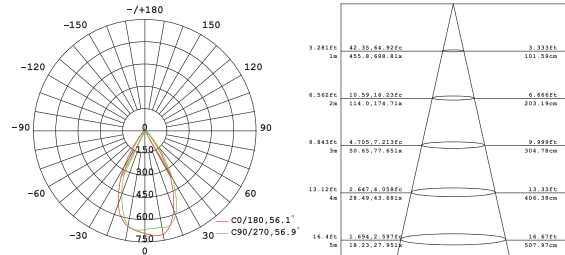
8W LED ↔ 80W Incandescent lamp (Lux.)



8W GU10 641 Lumen



Item No.	R09156	R09157
Potencia nominal/Wattage(W)	8	
Temperatura de color/CCT(K)	3000K	5000K
Flujo luminoso/Luminous Flux(lm)	641	
Tension nominal/Votage(V)	AC 220-240V 50/60Hz	
Regulable/Dimmable	NO	
CRI	≥80	
Casquillo/Lamp Head	GU10	
Angulo/Beam Angle(deg)	60°	
Material	Aluminio&PC / Aluminum&PC	
Dimensiones/Dimensions(mm)	Φ50*58	



## LED GU10 Bulb

### Características

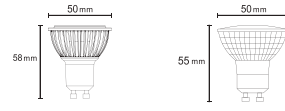
- \* Voltaje: AC 220-240V 50/60Hz 50mA
- \* 25.000 hrs. vida útil
- \* Encendido instantaneo con potencia total
- \* Perfecta para reemplazar la lampara incandescente de 60W
- \* Baja temperatura al tacto
- \* Libre de mercurio, Libre de emision UV & IR
- \* Esta lampara no es idonea para la iluminacion de acentuacion

### Features

- \* Voltage: AC 220-240V 50/60Hz 50mA
- \* 25,000hrs long life time
- \* Instant start with full bright output flick free
- \* Perfect replacement for 60W incandescent Bulb
- \* Low temperature, safety to touch
- \* No UV or IR emission, mercury FREE
- \* This lamp is not suitable for accent lighting



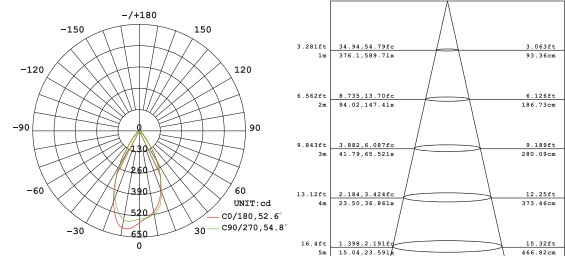
6W LED ↔ 60W Incandescent lamp (Lux.)



6W GU10 515 Lumen



Item No.	R09158	R09159
Potencia nominal/Wattage(W)	6	
Temperatura de color/CCT(K)	3000K	5000K
Flujo luminoso/Luminous Flux(lm)	484	515
Tension nominal/Votage(V)	AC 220-240V 50/60Hz	
Regulable/Dimmable	NO	
CRI	≥80	
Casquillo/Lamp Head	GU10	
Angulo/Beam Angle(deg)	60°	
Material	Aluminio&PC / Aluminum&PC	
Dimensiones/Dimensions(mm)	Φ50*58	



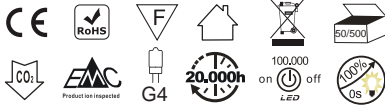
## LED G4 Bulb

### Características

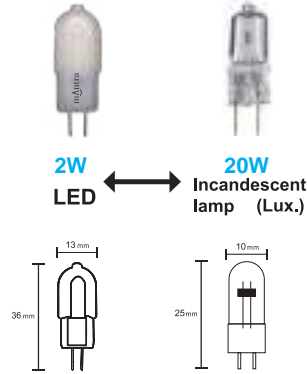
- \* Voltaje: AC/DC 12V 140mA
- \* 20,000 hrs. vida útil
- \* Encendido instantaneo con potencia total
- \* Perfecta para reemplazar la lampara incandescente de 20W
- \* Baja temperatura al tacto
- \* Libre de mercurio, Libre de emision UV & IR
- \* Esta lampara no es idonea para la iluminacion de acentuacion

### Features

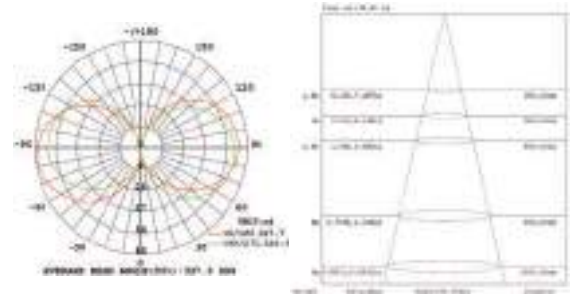
- \* Voltage: AC/DC 12V 140mA
- \* 20,000hrs long life time
- \* Instant start with full bright output flick free
- \* Perfect replacement for 20W incandescent Bulb
- \* Low temperature, safety to touch
- \* No UV or IR emission, mercury FREE
- \* This lamp is not suitable for accent lighting



2W G4 190 Lumen



Item No.	R09209	R09210
Potencia nominal/Wattage(W)		2
Temperatura de color/CCT(K)	3000K	5000K
Flujo luminoso/Luminous Flux(lm)		190
Tension nominal/Votage(V)	AC/DC 12V	
Regulable/Dimmable	NO	
CRI	≥80	
Casquillo/Lamp Head	G4	
Angulo/Beam Angle(deg)	240°	
Material	PC	
Dimensiones/Dimensions(mm)	Φ13*36	



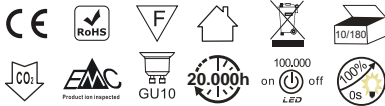
## LED GU10 Bulb

### Características

- \* Voltaje: AC 220-240V 50/60Hz 40mA
- \* 20,000 hrs. vida útil
- \* Encendido instantaneo con potencia total
- \* Perfecta para reemplazar la lampara incandescente de 35W
- \* Baja temperatura al tacto
- \* Libre de mercurio, Libre de emision UV & IR
- \* Esta lampara no es idonea para la iluminacion de acentuacion

### Features


- \* Voltage: AC 220-240V 50/60Hz 40mA
- \* 20,000hrs long life time
- \* Instant start with full bright output flick free
- \* Perfect replacement for 35W incandescent Bulb
- \* Low temperature, safety to touch
- \* No UV or IR emission, mercury FREE
- \* This lamp is not suitable for accent lighting



4W GU10 360 Lumen



Item No.	R09207
Potencia nominal/Wattage(W)	4
Temperatura de color/CCT(K)	3000K
Flujo luminoso/Luminous Flux(lm)	360
Tension nominal/Votage(V)	AC 220-240V 50/60Hz
Regulable/Dimmable	NO
CRI	≥80
Casquillo/Lamp Head	GU10
Angulo/Beam Angle(deg)	360°
Material	Aluminio+PC/Aluminum+PC
Dimensiones/Dimensions(mm)	Φ29*81



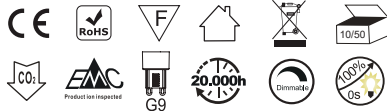
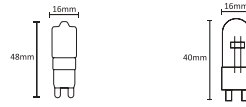

## LED G9 Bulb

### Características

- \* Voltaje: AC 220-240V 50/60Hz 12mA
- \* 20,000 hrs. vida útil
- \* Encendido instantaneo con potencia total
- \* Perfecta para reemplazar la lampara incandescente de 30W
- \* Baja temperatura al tacto
- \* Libre de mercurio, Libre de emision UV & IR
- \* Esta lampara no es idonea para la iluminacion de acentuacion

### Features

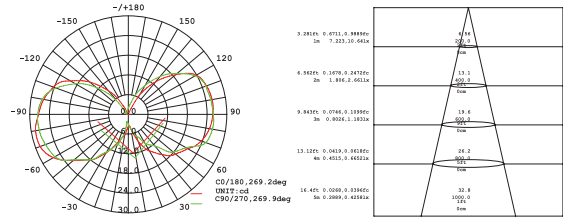
- \* Voltage: AC 220-240V 50/60Hz 12mA
- \* 20,000hrs long life time
- \* Instant start with full bright output flick free
- \* Perfect replacement for 30W incandescent Bulb
- \* Low temperature, safety to touch
- \* No UV or IR emission, mercury FREE
- \* This lamp is not suitable for accent lighting



2.5W G9 230 Lumen



Item No.	R09184	R09185
Potencia nominal/Wattage(W)		2.5
Temperatura de color/CCT(K)	2700K	5000K
Flujo luminoso/Luminous Flux(lm)	220	230
Tension nominal/Votage(V)	AC 220-240V 50/60Hz	
Regulable/Dimmable	YES	
CRI	≥80	
Casquillo/Lamp Head	G9	
Angulo/Beam Angle(deg)	360°	
Material	PC	
Dimensiones/Dimensions(mm)	Φ16*48	




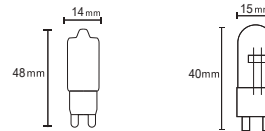

## LED G9 Bulb

### Características

- \* Voltaje: AC 220-240V 50/60Hz 10mA
- \* 20,000 hrs. vida útil
- \* Encendido instantaneo con potencia total
- \* Perfecta para reemplazar la lampara incandescente de 30W
- \* Baja temperatura al tacto
- \* Libre de mercurio, Libre de emision UV & IR
- \* Esta lampara no es idonea para la iluminacion de acentuacion

### Features


- \* Voltage: AC 220-240V 50Hz 10mA
- \* 20,000hrs long life time
- \* Instant start with full bright output flick free
- \* Perfect replacement for 30W incandescent Bulb
- \* Low temperature, safety to touch
- \* No UV or IR emission, mercury FREE
- \* This lamp is not suitable for accent lighting



2.5W G9 250 Lumen



Item No.	R09226	R09227
Potencia nominal/Wattage(W)		2.5
Temperatura de color/CCT(K)	3000K	4000K
Flujo luminoso/Luminous Flux(lm)	240	250
Tension nominal/Votage(V)	AC 220-240V 50/60Hz	
Regulable/Dimmable	NO	
CRI	≥80	
Casquillo/Lamp Head	G9	
Angulo/Beam Angle(deg)	360°	
Material	Cristal / Glass	
Dimensiones/Dimensions(mm)	Φ14*48	



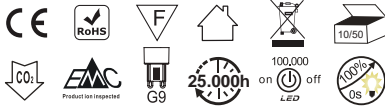
## LED G9 Bulb

### Características

- \* Voltaje: AC 220-240V 50/60Hz 25mA
- \* 25.000 hrs. vida útil
- \* Encendido instantaneo con potencia total
- \* Perfecta para reemplazar la lampara incandescente de 30W
- \* Baja temperatura al tacto
- \* Libre de mercurio, Libre de emision UV & IR
- \* Esta lampara no es idonea para la iluminacion de acentuacion

### Features

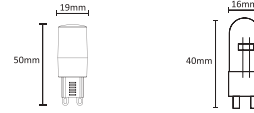
- \* Voltage: AC 220-240V 50/60Hz 25mA
- \* 25,000hrs long life time
- \* Instant start with full bright output flick free
- \* Perfect replacement for 30W incandescent Bulb
- \* Low temperature, safety to touch
- \* No UV or IR emission, mercury FREE
- \* This lamp is not suitable for accent lighting



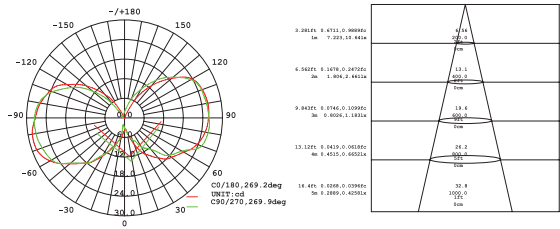
3W G9 268 Lumen



3W LED ↔ 30W Incandescent lamp (Lux.)



Item No.	R09182
Potencia nominal/Wattage(W)	3
Temperatura de color/ CCT(K)	2700K
Flujo luminoso/Luminous Flux(lm)	268
Tension nominal/Votage(V)	AC 220-240V 50/60Hz
Regulable/Dimmable	NO
CRI	≥80
Casquillo/Lamp Head	G9
Angulo/Beam Angle(deg)	360°
Material	Ceramic / PC
Dimensiones/Dimensions(mm)	Φ19*50



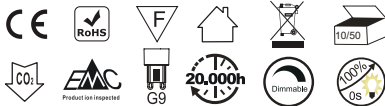
## LED G9 Bulb

### Características

- \* Voltaje: AC 220-240V 50/60Hz 30mA
- \* 20.000 hrs. vida útil
- \* Encendido instantaneo con potencia total
- \* Perfecta para reemplazar la lampara incandescente de 35W
- \* Baja temperatura al tacto
- \* Libre de mercurio, Libre de emision UV & IR
- \* Esta lampara no es idonea para la iluminacion de acentuacion

### Features

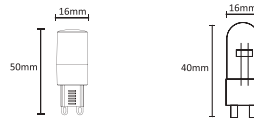
- \* Voltage: AC 220-240V 50/60Hz 30mA
- \* 20,000hrs long life time
- \* Instant start with full bright output flick free
- \* Perfect replacement for 35W incandescent Bulb
- \* Low temperature, safety to touch
- \* No UV or IR emission, mercury FREE
- \* This lamp is not suitable for accent lighting



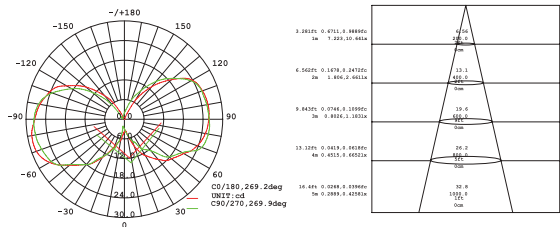
3.5W G9 375 Lumen



3.5W LED ↔ 35W Incandescent lamp (Lux.)



Item No.	R09202	R09203
Potencia nominal/Wattage(W)	3.5	3.5
Temperatura de color/ CCT(K)	2700K	5000K
Flujo luminoso/Luminous Flux(lm)	360	375
Tension nominal/Votage(V)	AC 220-240V 50/60Hz	
Regulable/Dimmable	NO	
CRI	≥80	
Casquillo/Lamp Head	G9	
Angulo/Beam Angle(deg)	360°	
Material	Ceramic / PCB	
Dimensiones/Dimensions(mm)	Φ16*50	



## LED GX53 Bulb

### Características

- \* Voltaje: AC 100-250V 50/60Hz 80mA
- \* 20,000 hrs. vida útil
- \* Encendido instantaneo con potencia total
- \* Perfecta para reemplazar la lampara incandescente de 80W
- \* Baja temperatura al tacto
- \* Libre de mercurio, Libre de emision UV & IR
- \* Esta lampara no es idonea para la iluminacion de acentuacion

### Features

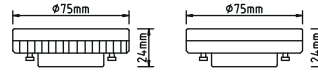
- \* Voltage: AC 100-250V 50/60Hz 80mA
- \* 20,000hrs long life time
- \* Instant start with full bright output flick free
- \* Perfect replacement for 80W incandescent Bulb
- \* Low temperature, safety to touch
- \* No UV or IR emission, mercury FREE
- \* This lamp is not suitable for accent lighting



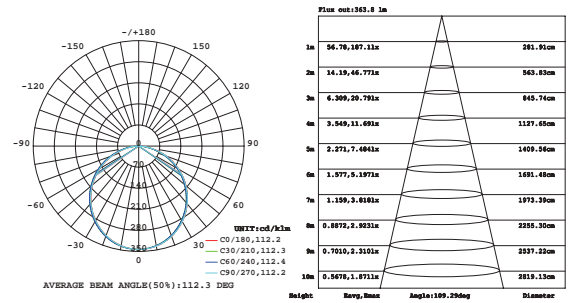
9W GX53 730 Lumen



9W LED ↔ 80W Incandescent lamp (Lux.)



Item No.	R09224	R09225
Potencia nominal/Wattage(W)	9	
Temperatura de color/CCT(K)	3000K	4000K
Flujo luminoso/Luminous Flux(lm)	730	740
Tension nominal/Votage(V)	AC 100-250V 50/60Hz	
Regulable/Dimmable	NO	
CRI	≥80	
Casquillo/Lamp Head	GX53	
Angulo/Beam Angle(deg)	120°	
Material	estampacion de aluminio&PC / Stamping aluminium&PC	
Dimensiones/Dimensions(mm)	Φ75*24	



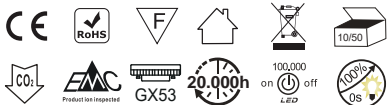
## LED GX53 Bulb

### Características

- \* Voltaje: AC 100-250V 50/60Hz 104mA
- \* 20,000 hrs. vida útil
- \* Encendido instantaneo con potencia total
- \* Perfecta para reemplazar la lampara incandescente de 100W
- \* Baja temperatura al tacto
- \* Libre de mercurio, Libre de emision UV & IR
- \* Esta lampara no es idonea para la iluminacion de acentuacion

### Features

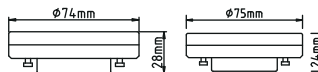
- \* Voltage: AC 100-250V 50/60Hz 104mA
- \* 20,000hrs long life time
- \* Instant start with full bright output flick free
- \* Perfect replacement for 100W incandescent Bulb
- \* Low temperature, safety to touch
- \* No UV or IR emission, mercury FREE
- \* This lamp is not suitable for accent lighting



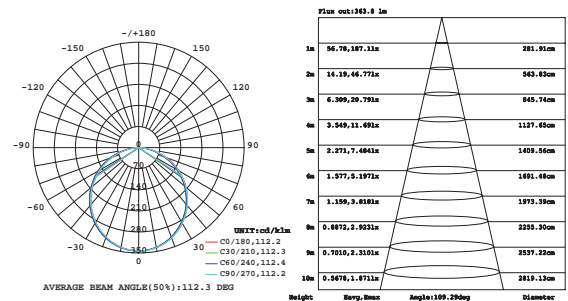
12W GX53 930 Lumen



12W LED ↔ 100W Incandescent lamp (Lux.)



Item No.	R09248	R09249
Potencia nominal/Wattage(W)	12	
Temperatura de color/CCT(K)	3000K	4000K
Flujo luminoso/Luminous Flux(lm)	930	960
Tension nominal/Votage(V)	AC 100-250V 50/60Hz	
Regulable/Dimmable	NO	
CRI	≥80	
Casquillo/Lamp Head	GX53	
Angulo/Beam Angle(deg)	120°	
Material	estampacion de aluminio&PC / Stamping aluminium&PC	
Dimensiones/Dimensions(mm)	Φ74*28	





# CONEXIÓN IP68

**TU0662**

3 polos



**TU0663**

3 polos



7774	HANOK	16
7775		16
7776		16
7777		16
7778		18
7770		20
7771		20
7772		20
7773		20
7693	LUPPI	22
7694		22
7695		24
7590	KUBICK	26
7591		26
7594		26
7595		26
7596		28
7597		28
7592		28
7593		28
7720	GOA	30
7721		30
7513	EYES	32
7514		32
7293	VENUS	34
7292		36
7296	ERIS	38
7297		38
7298		40
7299		40
7300		42
7301		42
7240	POLAR	44
7241		46
7175	DURBAN	48
7176		48
7177		48
7197		50
7198		50
7199		50
7482	MORNE	52
6760		52
6763		52
7483		52

6761		52
7480		52
7484		52
6762		52
7481		52
6220	ASIMETRIC	54
6221		54
6222		54
6754	ZANZIBAR	56
6755		56
6750		58
6752		58
6751		60
6753		60
6865	FUERTEVENTURA	62
6866		62
6700	TORCH	64
6701		64
6702		66
6703		66
7523	SAL	68
7518		68
7524		68
7519		68
6284		70
6283		70
6714		70
6713		70
6080	CAYMAN	72
6081		72
6082		72
6083		72
5715	CABARET	74
5714		75
6046	BOAVISTA	76
6050		76
6048		76
6051		77
6047		77
6049		77
6820	GOKOVA	78
6821		78
6070	TARIFA	80
6071		80

6072		80
6075	PREA	82
6076		82
6077		82
6091	CAICOS	84
6092		84
6093		84
5233	BAHIA	86
5240		86
5234		86
5237		86
5235		87
5236		87
5238		87
5239		87
5170		87
5316		88
5317		88
5237		88
5238		88
5237	BAHIA/HABANA	90
5238		90
5239		91
5240		91
C0101	BORA BORA	92
C0111		92
C0119		92
C0127		92
C0131		92
C0102		92
C0112		92
C0120		92
C0128		92
C0132		92
C0117		94
C0118		94
C0124		94
C0129		94
C0133		94
C0125		95
C0126		95
C0130		95
C0134		95
C0103		96

C0113		96	6150		125	7542		154
C0114		96	6151		125	7543		154
C0104		96	5517		126	7540		156
6230	MURAL	98	5515		127	7541		156
7460		98	5516		127	7544		156
C0089	TAHITI	100	6624	SAONA SUPERFICIE	128	7545		156
C0142		101	6625		128	7569		158
C0141		101	6626		128	7548		160
C0143		101	6627		128	7549		160
6254	TOJA	102	6620		128	7550		160
5121		102	6621		128	7551		160
6253		102	6622		128	7552		160
5210		102	6623		128	7553		160
5480	MINI	104	6632		130	7554		162
5481		104	6633		130	7555		162
6384	PARACURU	106	6634		130	7556		162
6385		106	6635		130	7557		162
6381		106	6628		130	7558		162
6383		106	6629		130	7559		162
6380		106	6630		130	7784	PAGODA	164
6382		106	6631		130	7785		164
7760	KUBICK	108	7510	EYES	132	7786		164
7761		108	7511		132	7787		164
7762		108	7521	SAL	134	7790		166
7763		108	7520		134	7791		166
6827	TORCH	110	7516		134	7475	ORION	168
6828		110	7515		134	7476		170
7462	MURAL	112	6737	TORCH	136	7305		172
7463		112	6738		136	7306		174
6560		114	6716	ZANZIBAR	138	7308		174
6561		114	6715		139	7307		176
6166	MINI	116	7290	CERES	140	7308		176
6168		116	7291		142	7312	ANTARES	178
6162		118	7464	MURAL	144	7313		181
5410	ZERO E27	120	7465	MURAL	145	7310		182
5411		120	6562		146	7311		184
5513	CUMBUCO	122	6563	MURAL	147	6825	TORCH	188
6153		122	7522	SAL	148	6826		188
5502		122	7517		148	5622	ARUBA	190
6152		122	7512	EYES	150	5623		190
5503		124	6735	TORCH	152	5624		191
5501		124	6736		152	5625		191
5500		125	7546	HANOK	154	7730	GLACIAR	192
5508		125	7547		154	7731		192

7732		192	7788	PAGODA	214	7223		224
7733		192	7789		214	7224		224
7734		192	7780		216	XTS 142	Carriles trifásicos-Triphasic Tracks	228
7735		192	7781		216	XTS 143		228
7294	IOS	194	7782		216	XTS 212		228
7295		194	7783		216	XTS 213		228
6281	SAL	196	6044	ARUBA	218	XTS 242		228
6711		196	6045		218	XTS 243		228
6282		196	6717	SAL	220	XTS 342		228
6712		196	6718		220	XTS 343		228
6280		197	7200	FIJI	222	XTS 352		228
6710		197	7201		222	XTS 353		228
6283		198	7202		222	SPW11SK 215		228
6713		198	7203		222	SPW11SK 315		228
6830	GOWER	200	7204		222	XTSF 102		228
6831		200	7205		222	XTSF 103		228
6832		200	7206		222	XTSF 302		228
6833		200	7207		222	XTSF 303		228
6015	ARUBA	202	7216		222	SKB 122		228
6016		202	7217		222	SKB 123		228
5626		204	7218		222	XTS 41002		229
5628		204	7219		222	XTS 41003		229
5627		204	7220		222	XTS 42002		229
5629		204	7221		222	XTS 42003		229
C0087	COLUMBRETES	206	7222		222	XTSF41002		229
C0088		206	7223		222	XTSF41003		229
C0085		207	7224		222			
C0086		207	7208		224	XTSF 42003		229
5632	KAILUA	208	7209		224	XTS 112		229
5633		208	7210		224	XTS 113		229
7315	ÍPSILON	210	7211		224	XTS 122		229
7316		210	7212		224	XTS 123		229
7319		210	7213		224	XTS 412		229
7320		210	7214		224	XTS 413		229
7321		210	7215		224	6855	GUINCHO	230
7322		210	7216		224	6856		230
7317		212	7217		224	6859		230
7318		212	7218		224	6860		230
7319		212	7219		224	6857		231
7320		212	7220		224	6858		231
7321		212	7221		224	6861		231
7322		212	7222		224	6862		231

7080		232	C0194		256	6397		274
7081		232	C0195		256	6390		275
7082		232	C0192		257	6391		275
7083		232	C0193		257	6405	<b>ATLANTIS</b>	276
7535	<b>GUINCHO GU10</b>	234	C0196		257	6406		276
7536		234	C0197		257	6810	<b>COMFORT IP</b>	277
7451	<b>NEPTUNO</b>	236	C0001	<b>BÁSICO GU10</b>	258	6811		277
7453		236	C0002		258	6812		277
7452		236	C0003		258	6813		277
7454		236	C0004		258	7366	<b>TIRAS-STRIPS</b>	278
6400	<b>GARDA</b>	238	C0005		258	7367		278
6401		238	C0006		258	7368		278
C0073	<b>FORMENTERA</b>	242	C0007		258	7360		279
C0074		242	C0008		258	7361		279
C0071		242	7740		260	7362		279
C0072		242	7741		260	7363		280
C0077		243	7742		260	7364		280
C0078		243	7743		260	7365		280
C0075		243	C0160	<b>COMFORT GU10</b>	262	7369		281
C0076		243	C0161		262	7370		281
C0079		244	C0164		262	7406		281
C0080		244	C0162		264	7404		281
C0041	<b>CABRERA</b>	248	C0163		264	7403		281
C0042		248	C0165		265	7405		281
C0047		248	6902	<b>BRANDON</b>	266	7381		282
C0048		248	6903		266	7382		282
C0043		249	6900		266	7383		282
C0044		249	6901		266	7384		282
C0049		249	6835	<b>LAMBOR JINI</b>	268	7385		282
C0050		249	6837		268	7386		282
6395	<b>MEDANO</b>	250	6838		268	7387		282
6396		250	6839		270	7388		282
6398		251	6840		270	7389		282
6399		251	6843		270	7391		282
C0180	<b>SAONA</b>	252	6844		270	7390		282
C0181		252	6841		270	7392		283
C0184		252	6842		270	7393		283
C0185		252	6845		270	7394		283
C0182		253	6846		270	7395		283
C0183		253	C0083	<b>METACRILATO</b>	272	7396		283
C0186		253	C0084		272	7397		283
C0187		253	6392	<b>GRACIOSA</b>	274	7398		283
C0190		256	6393		274	7399		283
C0191		256	6394		274	7400		283

7401		283	6552		306	7437	DAVOS XL	332
7402		283	6770	RUKA	308	7435		332
7407		284	6774		308	7436		332
7408		284	6495	MERIBEL	310	7438		332
7409		284	6494		310	7653		334
7410		284	6492		312	7652		334
7411		284	6493		312	7651		334
7412		284	6508	TEJA	314	7654		334
7413		284	6482	VOLCANO	316	6525	TRIAK	336
7414		284	6483		316	6526		336
7415		284	6558	IGUAZÚ	318	6530	SOCHI	338
7416		284	6559		318	6531		338
7378	ALIMENTADORES-DRIVERS	285	6769		320	6534	BORA	340
7379		285	6768		320	6535		340
7380		285	6505	EVEREST	322	6538		340
7371		286	6506		322	6537		341
7372		286	7470	KANDANCHU	324	6536		341
7373		286	7471		324	6539		341
7374		286	7472		324	6541	ARCS	342
7375		286	7473		324	6540		342
7376		287	6510		326	6542	JACKSON	343
7377		287	6511		326	6543		343
9955911	SISTEMAS CONTROL	288	7037		326	7050	UTAH	344
9955912		289	6514		326	7051		344
9955901		290	6515		326	7052		344
9955905		291	7038		326	7086	MERIBEL	346
9955921		292	6512		327	7070	SOLDEN	348
9953074		293	6513		327	7071		348
7420	URANO	294	7039		327	7072		348
7421		294	6516		327	7073		348
7422		294	6517		327	7045	ALPINE	350
7423		296	7040		327	7046		350
7424		296	6520	DAVOS	328	7062	CHAMONIX	352
7425		296	6521		328	7063		352
7426		298	6524		328	7108	TAOS	354
7427		298	6527		328	7109		354
7428		298	6522		328	7182	LEVI	356
7429		300	6523		328	7183		356
7430		300	7647		330	7180		356
7431		300	7648		330	7181		356
6850	CYCLE	302	7649		330	6553	MAYA	358
6851		302	7650		330	6554		358
7133	POLINESIA	304	7645		330	7065	VERBIER	360
6551	MAYA	306	7646		330	7066		360

7060	CHAMONIX	362	TU0492		393	7015		428
7061		362	6546		394	7016		428
7056	BACHELOR	364	6547		396	7642		428
7055		364	1400	FLAME	398	7013		430
7186	LEVI	366	TU0652		398	7014		430
7187		366	TU0492		398	7641		430
7184		366	TU0494		398	7017		430
7185		366	6550	MAYA	400	7018		430
7134	POLINESIA	368	6490	MERIBEL	402	7643		430
7095	KLAPPEN	370	6740	EVEREST	404	7021	ASPEN	432
7096		371	6741		404	7024		432
7115	K3	372	6744		404	7022		432
7116		372	6745		404	7025		432
6491	ASTÚN	374	TU0492		404	7023		432
6905		374	TU0652		404	7026		432
6907		374	TU0653		404	7027		434
6906		374	6743		406	7028		434
6480	K2	376	6742		406	7029		434
6484		376	6746		406	7030		434
6481		376	6747		406	7031		434
7085	MERIBEL	378	TU0492		406	7032		434
7088	CHEVALIER	380	TU0652		406			
7090	SAPPORO	382	TU0653		406			
7091		382	6772	RUKA	408			
7092		382	6773		408			
7093		382	6771		408			
7100	K2	384	7105	TAOS	410			
7101		384	7106		410			
1326	FLAME	386	7107		412			
TU0652		386	7130	POLINESIA	414			
TU0492		386	7133		416			
TU0494		386	6212	KINKÉ	418			
1388	AVORIAZ	388	6211		420			
1391		388	6213		422			
1394		388	6214		422			
TU0492		388	6215		422			
TU0652		388	6218		422			
TU0653		388	6555	MAYA	424			
TU0494		388	1397	AVORIAZ	426			
7138	POLINESIA	390	1398		426			
7136		391	1399		426			
6545	ESPIGA	392	7011	BAKER	428			
TU0653		393	7012		428			
TU0652		393	7640		428			

## Créditos

### Dirección de arte

Vicente Moya  
José Ignacio Ballester

### Fotografías 3D

Javier Gilabert Photographer  
Vicente Moreno  
Cualiti Photo Studio  
Sergi Penalba  
Estudios Aviñó

### Diseño gráfico y Comunicación

Amparo Navarro Villar  
creativo@mantraco.org

### Impresores

Impresa Artes gráficas  
www.impresa.es

### MANTRA

Pol. Ind. Los Vientos  
Calle Alisio, parcela nº4  
46119 Náquera · Valencia · Spain  
Tel. +34 96 160 99 50  
mantra@mantraco.org

### Depto. Nacional

Tel. +34 96 160 99 50  
mar@mantraco.org

### Depto. Internacional

Tel. +34 96 160 99 50  
c.ando@mantraco.org



watch MANTRA videos

